

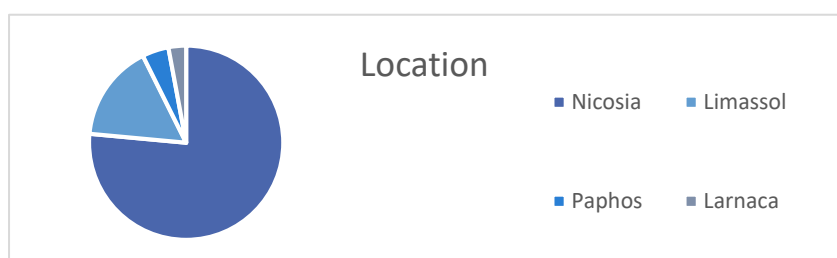
Cyprus

Sample

There were a total of 354 responses to the Cypriot survey, 52 (15%) were Judges, 169 (48%) were Lawyers, 33 (9%) were experts, and 100 (28%) were beneficiaries. 83% (294) responded using the Greek language survey, and the remaining 17% (60), who were mostly beneficiaries, responded using the English language survey.

Of the 19% (68) of respondents who indicated their location, 76% (52) were based in Nicosia, 16% (11) in Limassol, 4% (3) in Paphos and 3% (2) in Larnaca.

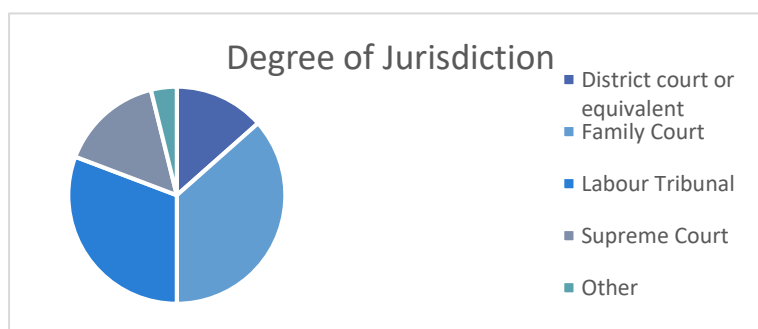
Location	%	Count
Nicosia	76%	52
Limassol	16%	11
Paphos	4%	3
Larnaca	3%	2
Total	100%	68



Judges

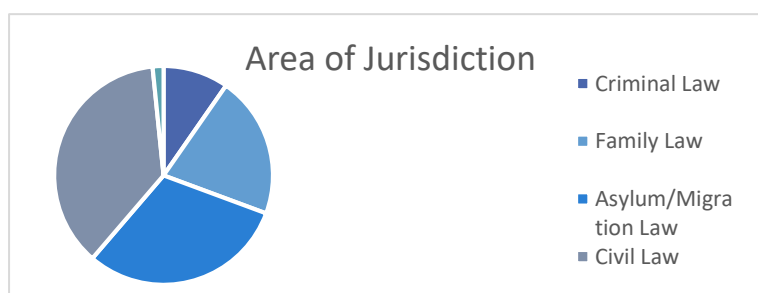
All of the responding judges indicated their degree of jurisdiction. Over a third (37%, 19) indicated that they were from the family court, 31% (16) from the Labour Tribunal, 15% (8) from the Supreme Court and 13% (7) from a District Court or equivalent. The two respondents who selected other, did not specify.

Degree of Jurisdiction	%	Count
District court or equivalent	13%	7
Family Court	37%	19
Labour Tribunal	31%	16
Supreme Court	15%	8
Other	4%	2
Total	100%	52



On the topic of area of jurisdiction 37% (23) responses indicated Civil Law, 31% (19) Asylum and Migration Law, 21% (13) Family Law, and 10% (6) Criminal Law.

Area of Jurisdiction	%	Count
Criminal Law	10%	6
Family Law	21%	13
Asylum/Migration Law	31%	19
Civil Law	37%	23
Other	2%	1
Total	100%	62



CULTURAL EXPERTISE IN EUROPE: WHAT IS IT USEFUL FOR? (EURO-EXPERT)

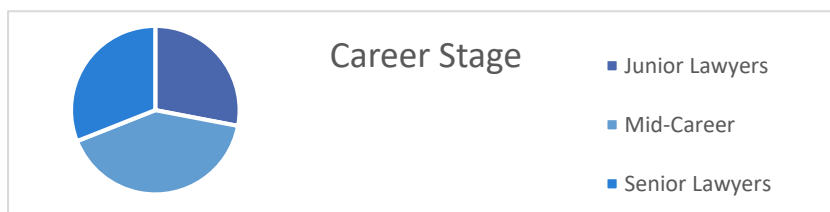
PI: LIVIA HOLDEN | Post-Doc: ANNA TSALAPATANIS | Data Collector: VENETIA ARGYROPOULOU

Date of Publication: 20/05/2019 | Page 2

Lawyers

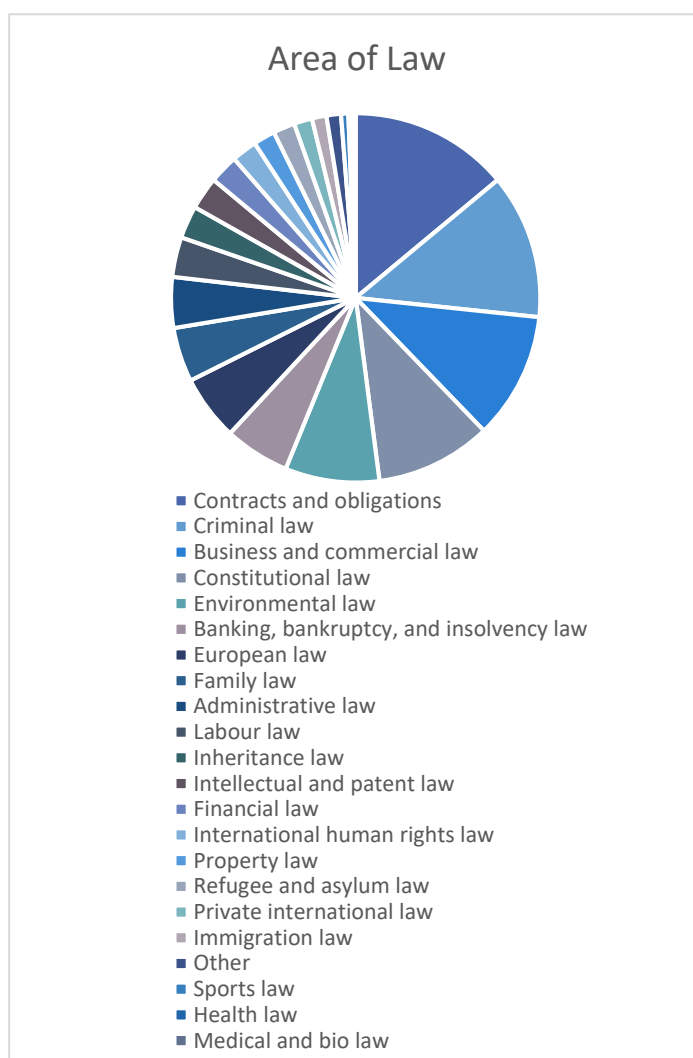
Of the 169 Lawyers that responded, 79% (134) indicated their career stage. Mid-Career was the most common with 41% (55), followed by Senior Lawyers (31%, 42) and Junior Lawyers (28%, 37).

Career Stage	%	Count
Junior Lawyers	28%	37
Mid-Career	41%	55
Senior Lawyers	31%	42
Total	100%	134



For the areas of law practiced in 'Contracts and Obligations' was the most common (14%, 44), followed closely by 'Criminal Law' (13%, 40), 'Business and Commercial Law' (11%, 35), 'Constitutional Law' (10%,32), 'Environmental Law' (8%, 26), 'Banking, Bankruptcy, and Insolvency Law' (6%, 18) and 'European Law' also on 6% (18). All the remaining areas received 5% or less.

Areas of Law	%	Count
Contracts and obligations	14%	44
Criminal law	13%	40
Business and commercial law	11%	35
Constitutional law	10%	32
Environmental law	8%	26
Banking, bankruptcy, and insolvency law	6%	18
European law	6%	18
Family law	5%	15
Administrative law	4%	14
Labour law	3%	11
Inheritance law	3%	9
Intellectual and patent law	3%	9
Financial law	3%	8
International human rights law	2%	7
Property law	2%	6
Refugee and asylum law	2%	6
Private international law	2%	5
Immigration law	1%	4
Other	1%	4
Sports law	1%	2
Health law	0%	1
Medical and bio law	0%	1
Total	100%	315



CULTURAL EXPERTISE IN EUROPE: WHAT IS IT USEFUL FOR? (EURO-EXPERT)

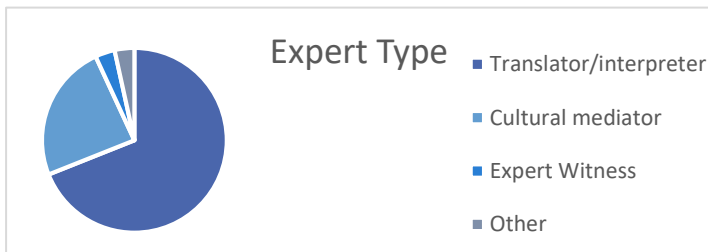
PI: LIVIA HOLDEN | Post-Doc: ANNA TSALAPATANIS | Data Collector: VENETIA ARGYROPOULOU

Date of Publication: 20/05/2019 | Page 3

Experts

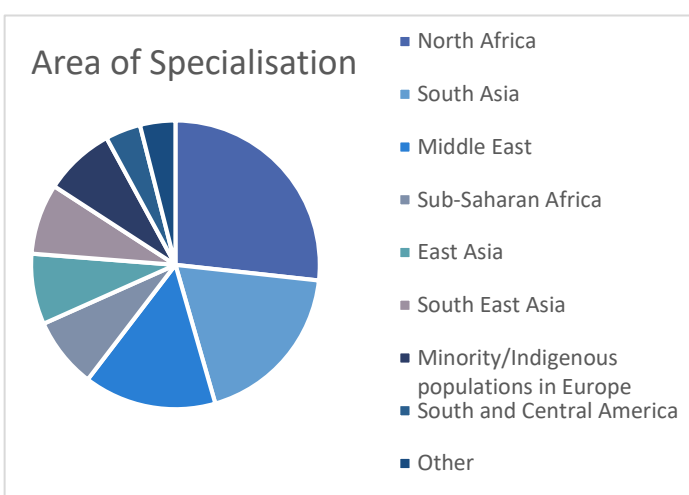
The most common type of expert selected was 'Translator/Interpreter' on 69% (20), followed by 'Cultural Mediator' (24%, 7), followed by one respondent selecting 'Expert Witness' and another indicating 'Other' and clarifying that they were a legal advisor.

Expert Type	%	Count
Translator/interpreter	69%	20
Cultural mediator	24%	7
Expert Witness	3%	1
Other	3%	1
Total	100%	29



In terms of area of specialisation, 'North Africa' was the most common on 27% (7), followed by 'South Asia' (19%, 5), and then the 'Middle East' (15%, 4). 'Sub-Saharan Africa', 'East Asia', 'South East Asia' and 'Minority/Indigenous populations in Europe' were each selected two times each. 'South and Central America' and 'Other' were selected once each, and the person who selected other clarified their answer indicating 'South-Eastern Europe'.

Area of Specialisation	%	Count
North Africa	27%	7
South Asia	19%	5
Middle East	15%	4
Sub-Saharan Africa	8%	2
East Asia	8%	2
South East Asia	8%	2
Minority/Indigenous populations in Europe	8%	2
South and Central America	4%	1
Other	4%	1
Total	100%	26



Frequency

Numeric Frequency

There were 30 responses to each of the questions put to experts regarding frequency. Overall, 43% (13) of experts indicated that they had provided expert evidence in 'Less than 5' cases. The next most common response was 'Between 5 and 10' (23%, 7), then 'Between 10 and 20' (20%, 6). Two individuals had been involved in between 20 and 50 cases, and two selected 'Other', but only one specified and indicated that they had been involved in over 100 cases. The numbers were largely the same when distinguishing between oral evidence and written reports.

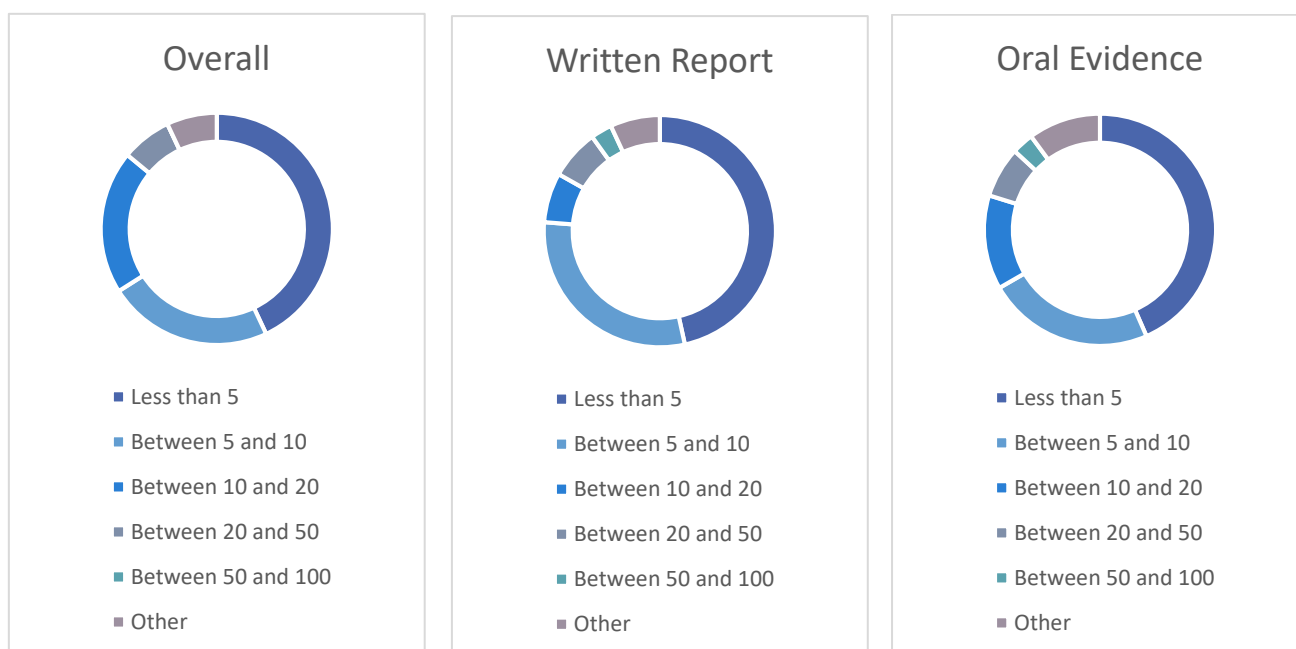


CULTURAL EXPERTISE IN EUROPE: WHAT IS IT USEFUL FOR? (EURO-EXPERT)

PI: LIVIA HOLDEN | Post-Doc: ANNA TSALAPATANIS | Data Collector: VENETIA ARGYROPOULOU

Date of Publication: 20/05/2019 | Page 4

	How many cases have you provided expert evidence/translation/mediation services for?		For how many cases have you provided only a written report?		For how many cases have you provided only oral evidence?	
Number of cases	%	Count	%	Count	%	Count
Less than 5	43%	13	47%	14	43%	13
Between 5 and 10	23%	7	30%	9	23%	7
Between 10 and 20	20%	6	7%	2	13%	4
Between 20 and 50	7%	2	7%	2	7%	2
Between 50 and 100	0%	0	3%	1	3%	1
Other	7%	2	7%	2	10%	3
Total	100%	30	100%	30	100%	30



Overall, most of the responding judges and lawyers had most commonly instructed experts in between 10 and 20 cases (45%, 93). 'Less than 10' cases was selected by 26% of respondents (54), 'Between 20 and 30' by 21% (44). 4% (9) respondents selected 'Other', of which 6 clarified indicating that they had never instructed a cultural expert. When comparing judges to lawyers, overall judges had instructed cultural experts in a slightly higher number of cases.

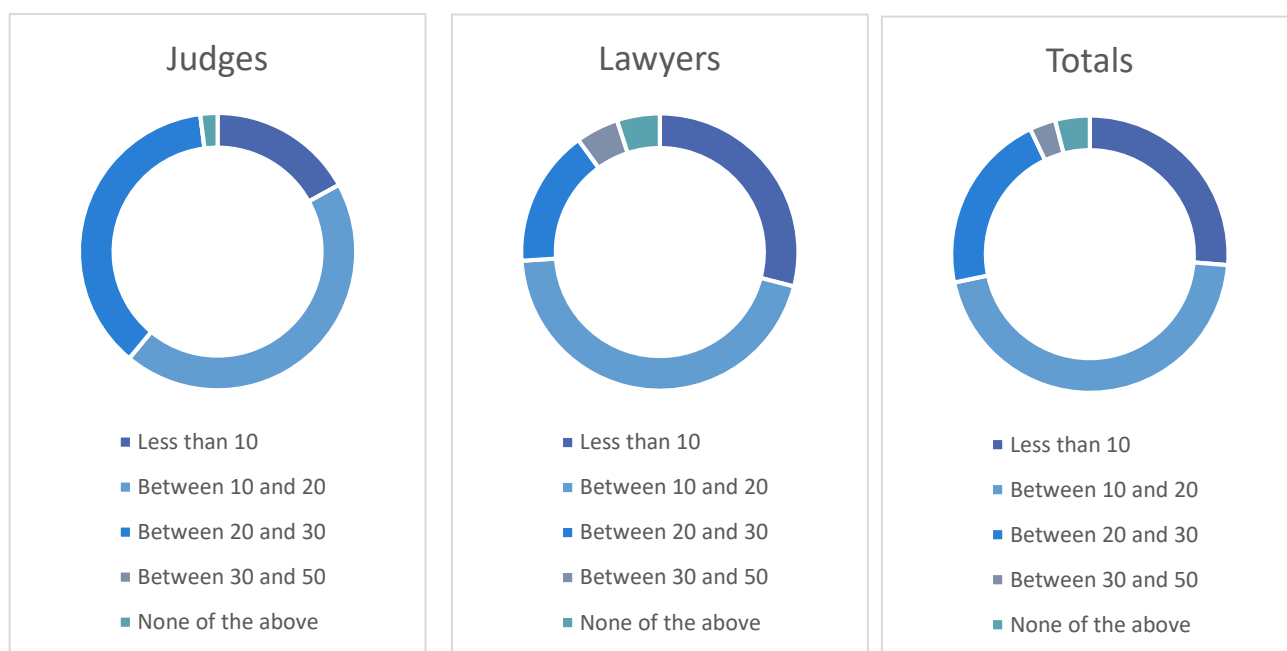


CULTURAL EXPERTISE IN EUROPE: WHAT IS IT USEFUL FOR? (EURO-EXPERT)

PI: LIVIA HOLDEN | Post-Doc: ANNA TSALAPATANIS | Data Collector: VENETIA ARGYROPOULOU

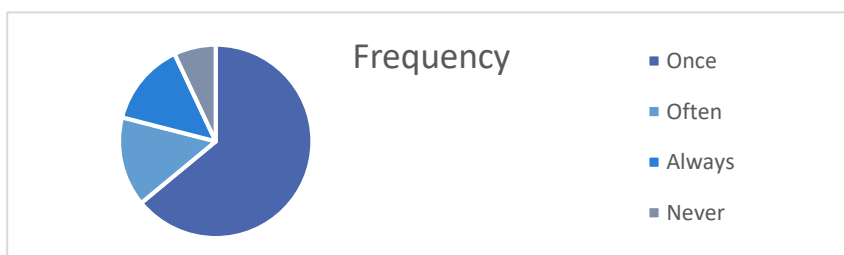
Date of Publication: 20/05/2019 | Page 5

Number of cases	Judges		Lawyers		Totals	
	%	Count	%	Count	%	Count
Less than 10	17%	9	29%	45	26%	54
Between 10 and 20	44%	23	45%	70	45%	93
Between 20 and 30	37%	19	16%	25	21%	44
Between 30 and 50	0%	0	5%	7	3%	7
None of the above	2%	1	5%	8	4%	9
Totals	100%	52	100%	155	100%	207



The vast majority of beneficiaries responded that they had only used the services of a cultural expert 'Once' (68%, 58), followed by 'Often' (15%, 14), 'Always' (14%, 13) and 'Never' (7%, 6).

Frequency	%	Count
Once	64%	58
Often	15%	14
Always	14%	13
Never	7%	6
Total	100%	91



CULTURAL EXPERTISE IN EUROPE: WHAT IS IT USEFUL FOR? (EURO-EXPERT)

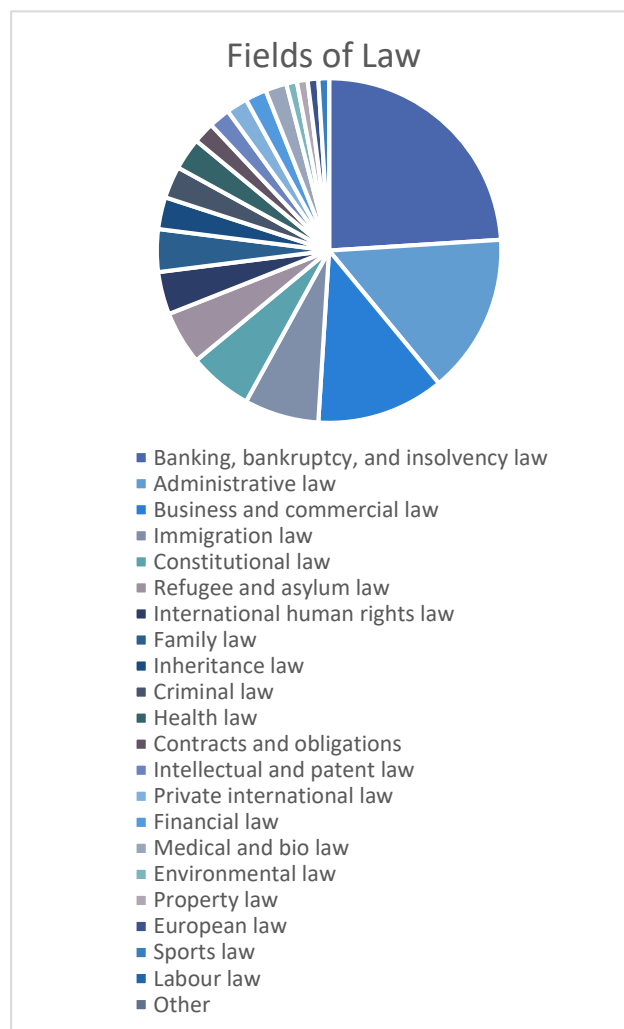
PI: LIVIA HOLDEN | Post-Doc: ANNA TSALAPATANIS | Data Collector: VENETIA ARGYROPOULOU

Date of Publication: 20/05/2019 | Page 6

Fields of law

The most common field of law in which cultural expertise is used in Cyprus is 'Banking, Bankruptcy and Insolvency Law' (24%, 114), followed by 'Administrative Law' (15%, 72), 'Business and Commercial Law' (12%, 60), 'Immigration Law' (7%, 34), 'Constitutional Law' (6%, 27) and 'Refugee and Asylum Law' (5%, 22). All the remaining areas of law accounted for less than 5% of the total.

Fields of Law	%	Count
Banking, bankruptcy, and insolvency law	24%	114
Administrative law	15%	72
Business and commercial law	12%	60
Immigration law	7%	34
Constitutional law	6%	27
Refugee and asylum law	5%	22
International human rights law	4%	20
Family law	4%	17
Inheritance law	3%	16
Criminal law	3%	13
Health law	3%	13
Contracts and obligations	2%	12
Intellectual and patent law	2%	10
Private international law	2%	10
Financial law	2%	9
Medical and bio law	2%	9
Environmental law	1%	7
Property law	1%	7
European law	1%	6
Sports law	1%	5
Labour law	0%	2
Other	0%	0
Total	100%	485



CULTURAL EXPERTISE IN EUROPE: WHAT IS IT USEFUL FOR? (EURO-EXPERT)

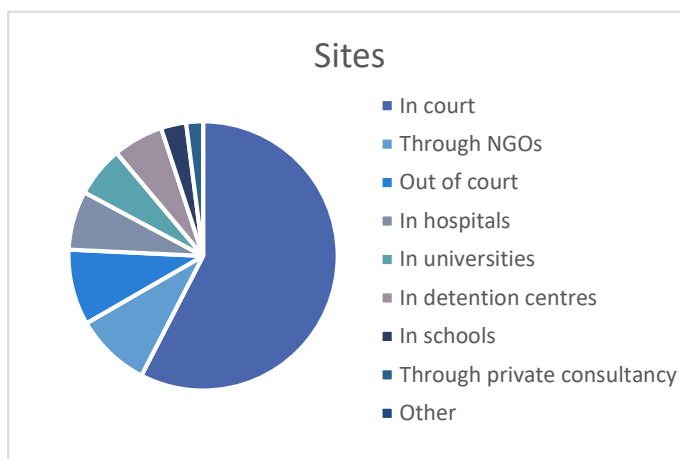
PI: LIVIA HOLDEN | Post-Doc: ANNA TSALAPATANIS | Data Collector: VENETIA ARGYROPOULOU

Date of Publication: 20/05/2019 | Page 7

Sites

The most common site for cultural expertise was 'In court' accounting for more than half of the responses (57%, 152), this was followed by 'Through NGOs' (9%, 24), 'Out of Court' (9%, 23) and 'In hospitals' (7%, 19). 'In Universities' and 'In Detention Centres' then followed with 6% each (16). 'In schools' and 'Through private consultancy' then followed with 3% and 2% each (9 and 6). 'Other' accounted for 0% (0).

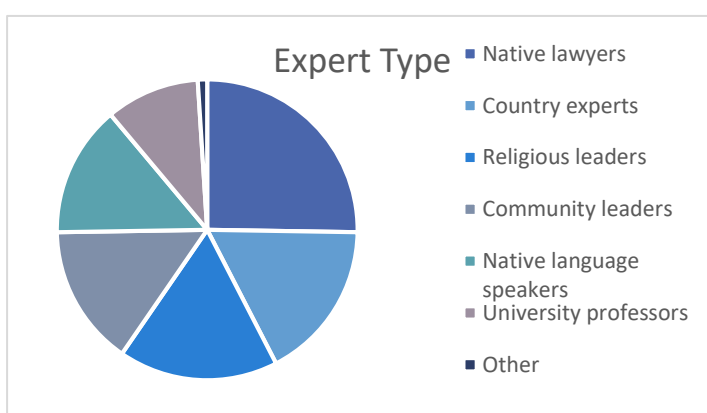
Sites	%	Total
In court	57%	152
Through NGOs	9%	24
Out of court	9%	23
In hospitals	7%	19
In universities	6%	16
In detention centres	6%	16
In schools	3%	9
Through private consultancy	2%	6
Other	0%	0
Total	100%	265



Typology of Experts

The most common expert type was 'Native Lawyers' (25%, 67), followed by 'Country Experts' and 'Religious Leaders' both on 17% (47). 'Community Leaders' made up 15% (42) and 'Native Language Speakers' 14% (38). Of the four individuals who selected 'Other' one clarified indicating 'Real Estate Valuers'.

Expert Type	%	Count
Native lawyers	25%	67
Country experts	17%	47
Religious leaders	17%	47
Community leaders	15%	42
Native language speakers	14%	38
University professors	10%	27
Other	1%	4
Total	100%	272



The 10% (27) who selected 'University Professors' were then asked to clarify the disciplines of these professors, to which 30% responded 'History', 19% 'Law', 16% 'Anthropology' and 12% 'Sociology'. 'Linguistics' and 'Political Science' each accounted for 9%.

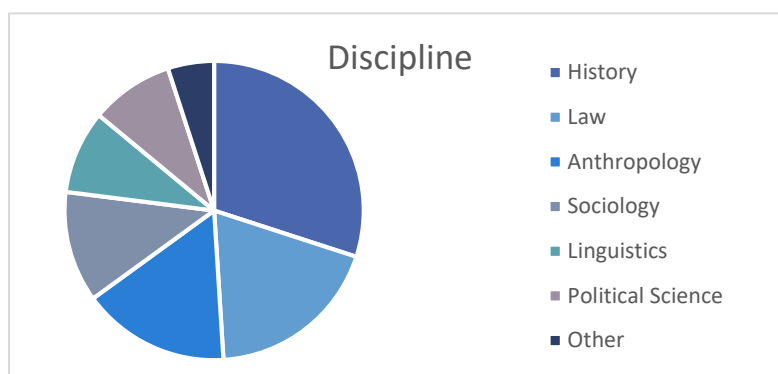


CULTURAL EXPERTISE IN EUROPE: WHAT IS IT USEFUL FOR? (EURO-EXPERT)

PI: LIVIA HOLDEN | Post-Doc: ANNA TSALAPATANIS | Data Collector: VENETIA ARGYROPOULOU

Date of Publication: 20/05/2019 | Page 8

Discipline	%	Count
History	30%	13
Law	19%	8
Anthropology	16%	7
Sociology	12%	5
Linguistics	9%	4
Political Science	9%	4
Other	5%	2
Total	100%	43



Experts indicated that the fields of law that they have provided expertise for were most commonly 'Banking, bankruptcy and insolvency law' (21%, 11), 'Business and Commercial Law' (12%, 6) and 'Immigration Law' (12%, 6). 'Criminal Law', 'Family Law', 'Financial Law' and 'Refugee and Asylum Law' each accounted for 8% (4). 'Administrative Law' and 'International Human Rights Law' received 6% each, with all remaining areas receiving less than 5%.

Fields of Law	%	Count
Banking, bankruptcy, and insolvency law	21%	11
Business and commercial law	12%	6
Immigration law	12%	6
Criminal law	8%	4
Family law	8%	4
Financial law	8%	4
Refugee and asylum law	8%	4
Administrative law	6%	3
International human rights law	6%	3
Contracts and obligations	4%	2
European law	4%	2
Constitutional law	2%	1
Environmental law	2%	1
Property law	2%	1
Health law	0%	0
Inheritance law	0%	0
Intellectual and patent law	0%	0
Labour law	0%	0
Medical and bio law	0%	0
Private international law	0%	0
Sports law	0%	0
Other	0%	0
Total	100%	52

