

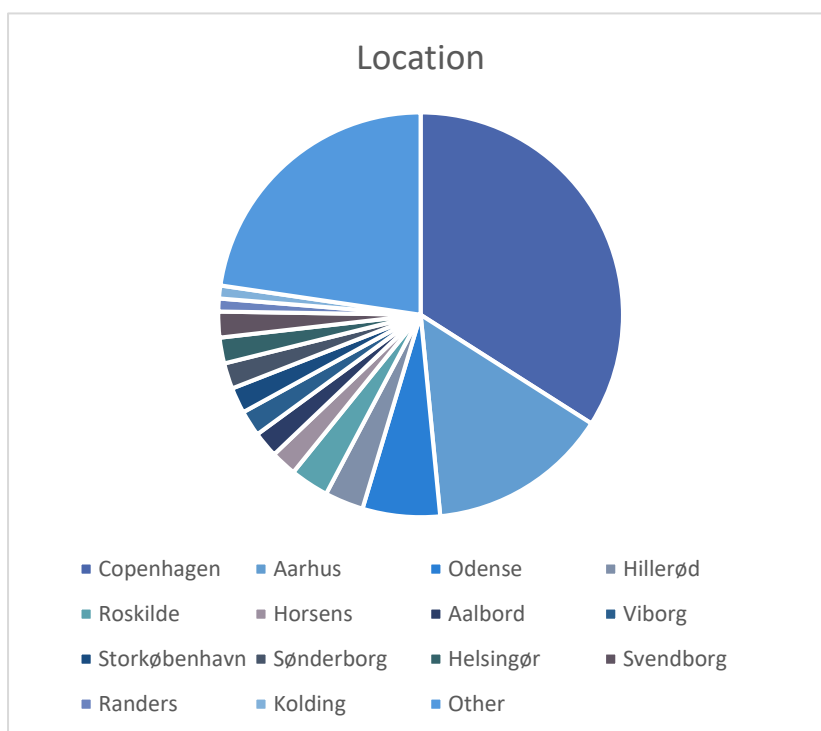
# Denmark

## Sample

There were 229 respondents to the Danish survey, this included 30 Judges (13%), 151 Lawyers (66%), 46 Experts (20%) and 2 Beneficiaries (1%).

Of the 229 respondents, 90% (207) indicated their location, where roughly a third of respondents were from Copenhagen (69, 33%), followed by Aarhus (30, 14%), Odense (12, 6%), Hillerød and Roskilde (6 each, 3%). All the remaining areas received 2% or less.

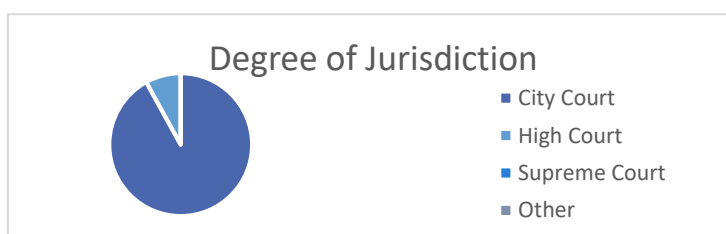
Location	%	Count
Copenhagen	33%	69
Aarhus	14%	30
Odense	6%	12
Hillerød	3%	6
Roskilde	3%	6
Horsens	2%	5
Aalborg	2%	5
Viborg	2%	5
Storkøbenhavn	2%	5
Sønderborg	2%	5
Helsingør	2%	4
Svendborg	2%	4
Randers	1%	3
Kolding	1%	3
Other	22%	45
<b>Total</b>	<b>100%</b>	<b>207</b>



## Judges

The most common degree of jurisdiction for Judges was the City Court (24, 92%) followed by the High Court (8%, 2).

Degree of Jurisdiction	%	Count
City Court	92%	24
High Court	8%	2
Supreme Court	0%	0
Other	0%	0
<b>Total</b>	<b>100%</b>	<b>26</b>



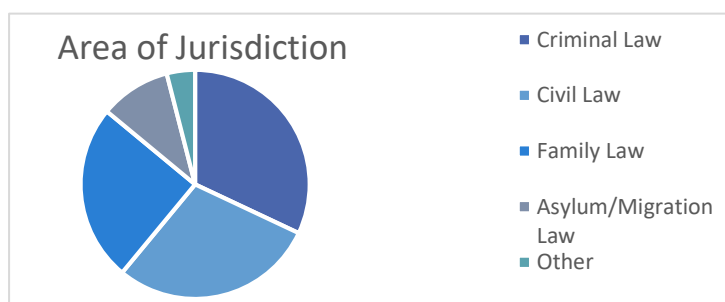
## CULTURAL EXPERTISE IN EUROPE: WHAT IS IT USEFUL FOR? (EURO-EXPERT)

PI: LIVIA HOLDEN | Post-Doc: ANNA TSALAPATANIS | Data Collector: NIELS VALDEMAR-VINDING

Date of Publication: 04/06/2019 | Page 2

The most common area of Jurisdiction was Criminal Law (25, 32%), followed by Civil Law (23, 29%), Family Law (20, 25%) and Asylum/Migration Law (8, 10%). For those who selected 'Other' (3, 4%) and specified, one mentioned Enforcement Law and two mentioned Probate Law.

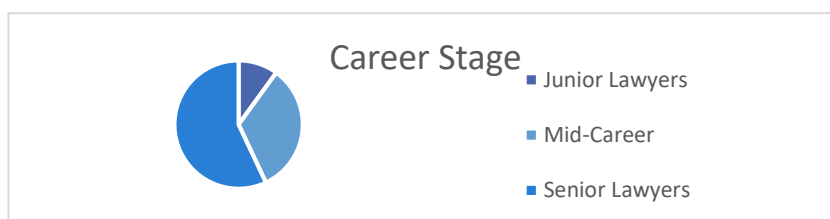
Area of Jurisdiction	%	Count
Criminal Law	32%	25
Civil Law	29%	23
Family Law	25%	20
Asylum/Migration Law	10%	8
Other	4%	3
<b>Total</b>	<b>100%</b>	<b>79</b>



### Lawyers

The most common career stage was Senior (82, 57%), followed by Mid-Career (48, 33%), then Junior (15, 10%).

Career Stage	%	Count
Junior Lawyers	10%	15
Mid-Career	33%	48
Senior Lawyers	57%	82
<b>Total</b>	<b>100%</b>	<b>145</b>



The most common area of law practiced in was 'Criminal Law' (72, 18%) followed by 'Family Law' (71, 18%), 'Inheritance Law' (43, 11%), 'Property Law' (29, 7%), 'Contracts and Obligations' (25, 6%), 'Business and Commercial Law' (24, 6%) and 'Other' (23, 6%). All the remaining areas received 4% or less. For those who selected 'Other' and specified, four mentioned insurance law, three indicated mediation, two each for civil law, proactive law, contract law, and leases, then one each for transport law, power supply, social law and international child abduction.

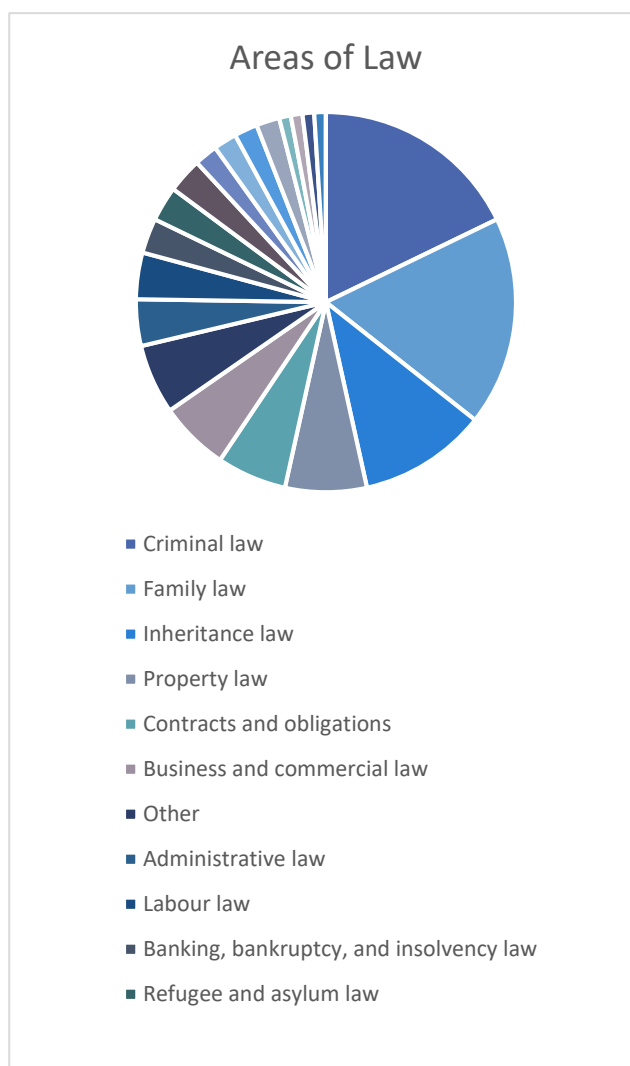


## CULTURAL EXPERTISE IN EUROPE: WHAT IS IT USEFUL FOR? (EURO-EXPERT)

PI: LIVIA HOLDEN | Post-Doc: ANNA TSALAPATANIS | Data Collector: NIELS VALDEMAR-VINDING

Date of Publication: 04/06/2019 | Page 3

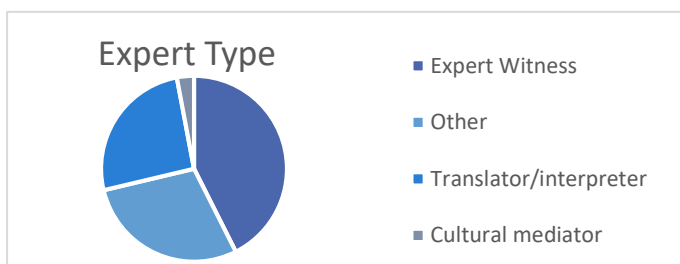
Areas of Law	%	Count
Criminal law	18%	72
Family law	18%	71
Inheritance law	11%	43
Property law	7%	29
Contracts and obligations	6%	25
Business and commercial law	6%	24
Other	6%	23
Administrative law	4%	15
Labour law	4%	15
Banking, bankruptcy, and insolvency law	3%	13
Refugee and asylum law	3%	12
Immigration law	3%	11
Private international law	2%	9
Constitutional law	2%	8
International human rights law	2%	8
Intellectual and patent law	2%	7
European law	1%	4
Environmental law	1%	3
Health law	1%	3
Financial law	1%	2
Medical and bio law	0%	1
Sports law	0%	1
<b>Total</b>	<b>100%</b>	<b>399</b>



### Experts

The most common expert type was 'Expert witness' (15, 43%), followed by 'Other' (10, 29%), 'Translator/Interpreter' (9, 26%) and 'Cultural Mediator' (1, 3%). For those who selected 'Other' and specified, three indicated that they were researchers, two were legal experts, two were advisors, one was a journalist, another a consultant for the refugee board, and finally a journalist.

Expert Type	%	Count
Expert Witness	43%	15
Other	29%	10
Translator/interpreter	26%	9
Cultural mediator	3%	1
<b>Total</b>	<b>100%</b>	<b>35</b>




## CULTURAL EXPERTISE IN EUROPE: WHAT IS IT USEFUL FOR? (EURO-EXPERT)

PI: LIVIA HOLDEN | Post-Doc: ANNA TSALAPATANIS | Data Collector: NIELS VALDEMAR-VINDING

Date of Publication: 04/06/2019 | Page 4

In terms of area of specialisation, the most common response was 'Other' (12, 35%), followed by 'Middle East' (8, 24%), 'Central and South America' (4, 12%), 'North Africa' (3, 9%), 'Sub-Saharan Africa' (3, 9%) and 'South Asia' (2, 6%). Of those who selected 'Other and specified, three clarified Denmark, one for Eastern Europe, one for the former USSR, one for Japan, one for the Balkans, and another indicating cultural sensitivity and diversity more generally.

Area of Specialisation	%	Count
Other	35%	12
Middle East	24%	8
South and Central America	12%	4
North Africa	9%	3
Sub-Saharan Africa	9%	3
South Asia	6%	2
South East Asia	3%	1
Minority/Indigenous populations in Europe	3%	1
East Asia	0%	0
<b>Total</b>	<b>100%</b>	<b>34</b>



### Frequency

#### Numeric Frequency

When asked about the frequency of their involvement in cases, overall, 26% (9) had provided expert evidence in 'less than 5' cases, 21% (7) clarified 'between 5 and 10 cases', 12% (4) 'between 10 and 20 cases', 3% (1) 'between 20 and 50 cases', and 18% (6) 'between 50 and 100 cases' and 21% (7) clarified 'Other'. Of those that selected 'Other' and specified, three indicated 100 as interpreters, then another several hundred, and one final one at more than 1000. When looking at the break up between written cases and oral evidence, for both there were higher numbers in the 'Less than 5 cases' category (37% and 46% respectively), and also a higher number selecting 'Other' (29% and 26% respectively). In clarifying 'Other' with regards to written reports, five indicated none, and three clarified that they had presented written translations. For oral evidence, two indicated more than 100, while the others clarified that they had not given oral evidence.

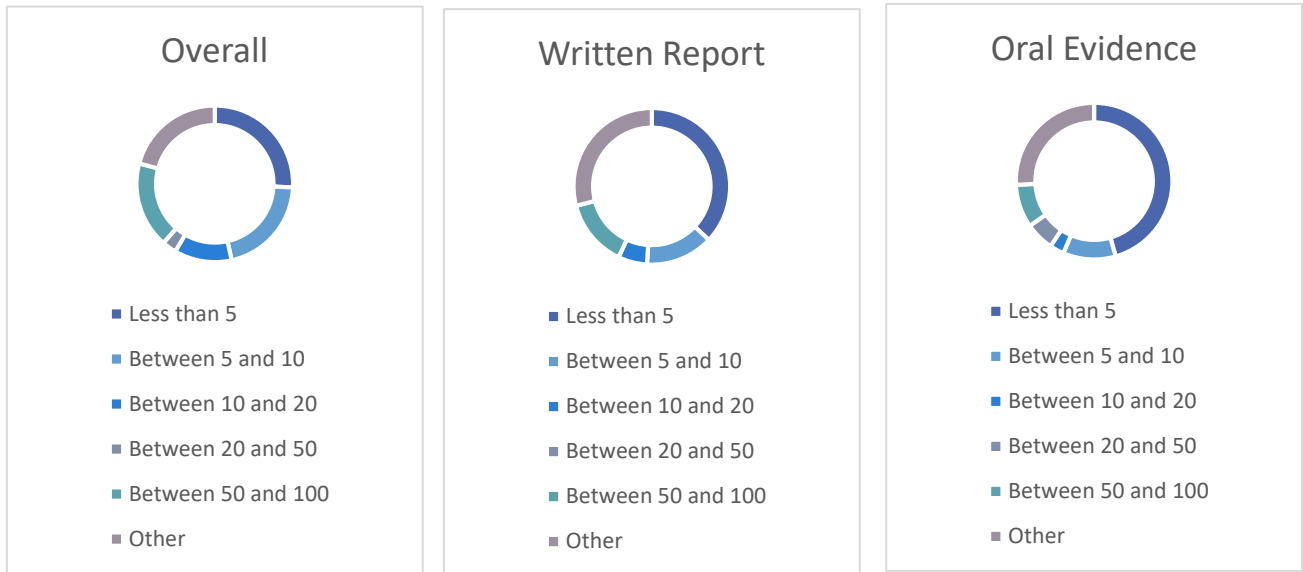
	How many cases have you provided expert evidence/translation/mediation services for?		For how many cases have you provided only a written report?		For how many cases have you provided only oral evidence?	
Number of cases	%	Count	%	count	%	count
Less than 5	26%	9	37%	13	46%	16
Between 5 and 10	21%	7	14%	5	11%	4
Between 10 and 20	12%	4	6%	2	3%	1
Between 20 and 50	3%	1	0%	0	6%	2
Between 50 and 100	18%	6	14%	5	9%	3
Other	21%	7	29%	10	26%	9
<b>Total</b>	<b>100%</b>	<b>34</b>	<b>100%</b>	<b>35</b>	<b>100%</b>	<b>35</b>



## CULTURAL EXPERTISE IN EUROPE: WHAT IS IT USEFUL FOR? (EURO-EXPERT)

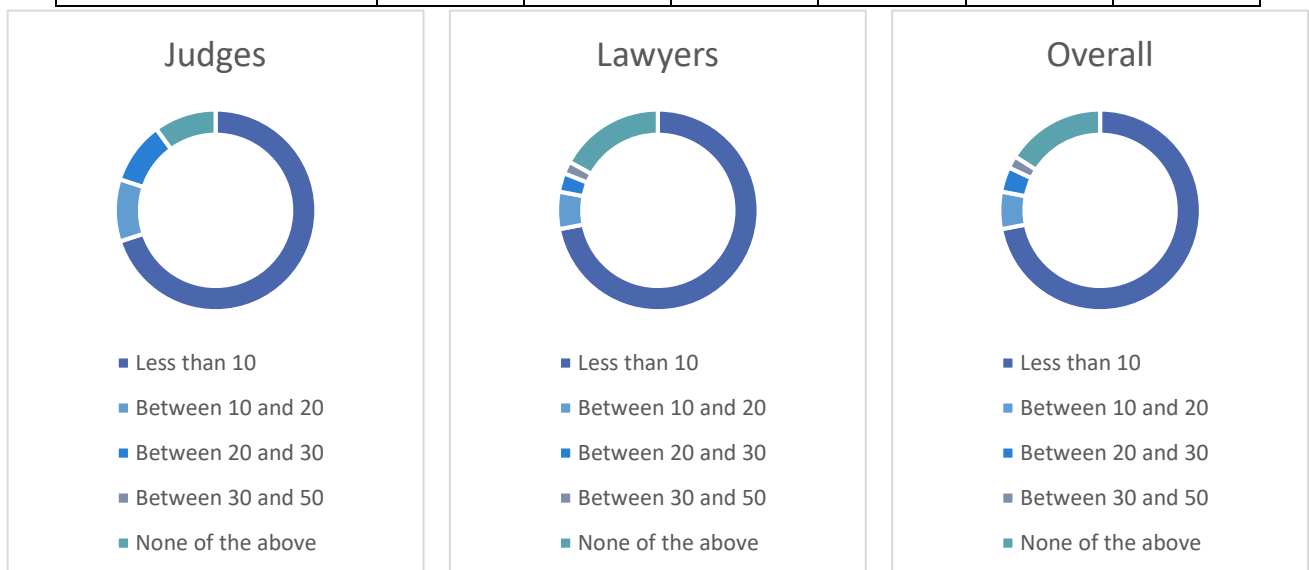
PI: LIVIA HOLDEN | Post-Doc: ANNA TSALAPATANIS | Data Collector: NIELS VALDEMAR-VINDING

Date of Publication: 04/06/2019 | Page 5



When Judges and Lawyers were asked about the number of cases that they were involved in, overall 72% (104) indicated that they had been involved in 'less than 10' cases, 6% (9) had been involved in 'between 10 and 20 cases', 4% (6) in 'between 20 and 30 cases', and 2% (3) in 'between 30 and 50 cases'. Finally, 16% (23) responded with none of the above. Of those that specified 17 indicated that they had not been involved in any, and three indicated numbers but clarified that these cases only involved interpreters, but not other types of experts.

Number of cases	Judges		Lawyers		Totals	
	%	Count	%	Count	%	Count
Less than 10	70%	14	72%	90	72%	104
Between 10 and 20	10%	2	6%	7	6%	9
Between 20 and 30	10%	2	3%	4	4%	6
Between 30 and 50	0%	0	2%	3	2%	3
None of the above	10%	2	17%	21	16%	23
<b>Totals</b>	<b>100%</b>	<b>20</b>	<b>100%</b>	<b>125</b>	<b>100%</b>	<b>145</b>



## CULTURAL EXPERTISE IN EUROPE: WHAT IS IT USEFUL FOR? (EURO-EXPERT)

PI: LIVIA HOLDEN | Post-Doc: ANNA TSALAPATANIS | Data Collector: NIELS VALDEMAR-VINDING

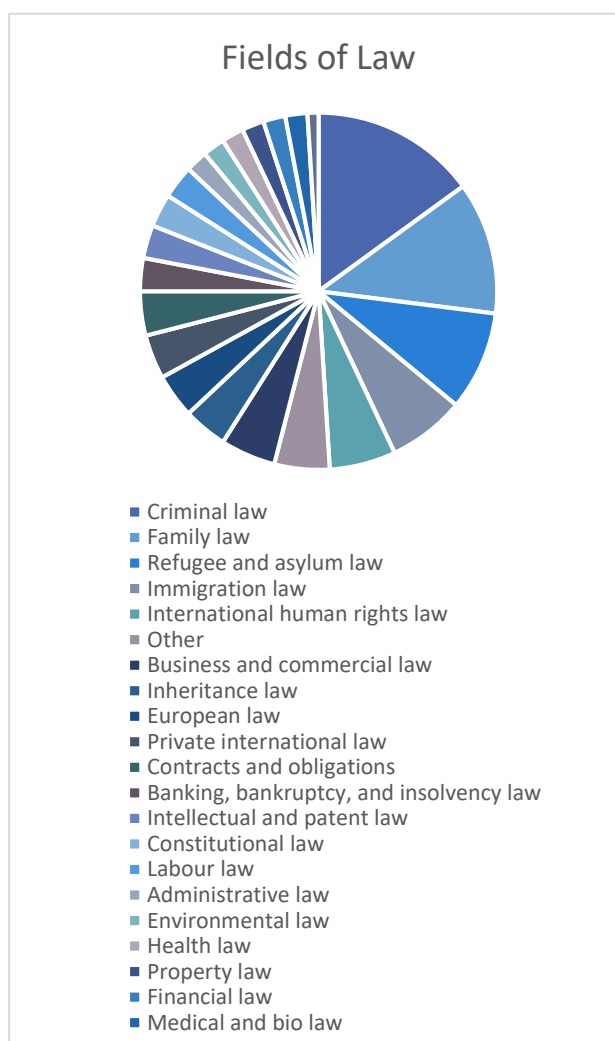
Date of Publication: 04/06/2019 | Page 6

There were no responses to regarding the frequency of the beneficiaries' use of the services of an expert.

### Fields of law

The most common field of law where cultural expertise is used was 'Criminal Law' (66, 15%) followed by 'Family Law' (55, 12%), 'Refugee and Asylum Law' (41, 9%), 'Immigration Law' (30, 7%), 'International Human Rights Law' (27, 6%) and 'Other' and 'Business and Commercial Law' (5%, 24 and 21 respectively). All the remaining areas received 4% or less. For those who selected 'Other' and specified, ten indicated that they did not know, other individual responses included insurance law, mediation, deportation cases and corporate law and corporate governance.

Fields of Law	%	Count
Criminal law	15%	66
Family law	12%	55
Refugee and asylum law	9%	41
Immigration law	7%	30
International human rights law	6%	27
Other	5%	24
Business and commercial law	5%	21
Inheritance law	4%	20
European law	4%	19
Private international law	4%	19
Contracts and obligations	4%	17
Banking, bankruptcy, and insolvency law	3%	14
Intellectual and patent law	3%	13
Constitutional law	3%	12
Labour law	3%	12
Administrative law	2%	11
Environmental law	2%	10
Health law	2%	10
Property law	2%	10
Financial law	2%	9
Medical and bio law	2%	9
Sports law	1%	6
<b>Total</b>	<b>100%</b>	<b>455</b>



## CULTURAL EXPERTISE IN EUROPE: WHAT IS IT USEFUL FOR? (EURO-EXPERT)

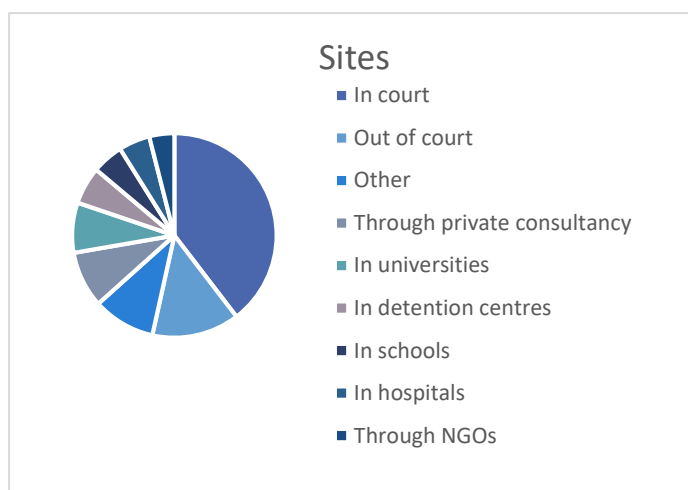
PI: LIVIA HOLDEN | Post-Doc: ANNA TSALAPATANIS | Data Collector: NIELS VALDEMAR-VINDING

Date of Publication: 04/06/2019 | Page 7

### Sites

Regarding the sites of cultural expertise, the most common site was 'In Court' (73, 40%) followed by 'Out of Court' (25, 14%), then 'Other' (18, 10%), 'Through Private Consultancy' (16, 9%), 'In Universities' (15, 8%), and 'In Detention Centres' (11, 6%), with the remaining areas receiving 5% or less. For those who selected 'Other' and specified, all but two indicated that they did not know, of those two, one indicated the immigration service and the other the municipalities.


Sites	%	Total
In court	40%	73
Out of court	14%	25
Other	10%	18
Through private consultancy	9%	16
In universities	8%	15
In detention centres	6%	11
In schools	5%	10
In hospitals	5%	9
Through NGOs	4%	7
<b>Total</b>	<b>100%</b>	<b>184</b>



### Typology of Experts

The most common expert type was Native Language Speakers (52, 36%), followed by University Professors (32, 22%), then 'Other' (28, 19%), Native Lawyers (16, 11%), Country Experts (14, 10%) and Community Leaders and Religious Leaders (2 each, 1%). For those selected 'Other' and specified, thirteen indicated that none were used or that they did not know, two specified experts on children, two interpreters, and one each for doctors, psychologists and engineers.

Expert Type	%	Count
Native language speakers	36%	52
University professors	22%	32
Other	19%	28
Native lawyers	11%	16
Country experts	10%	14
Community leaders	1%	2
Religious leaders	1%	2
<b>Total</b>	<b>100%</b>	<b>146</b>



When asked what disciplines these experts came from, more than half indicated 'Law' (25, 52%), followed by 'Sociology' (7, 15%), 'Linguistics' (5, 10%) and 'Anthropology', 'Political Science' and 'Other' all on 6% each (3). Of the three who selected 'Other', one specified medicine, another economics and a final respondent indicated that they did not know.

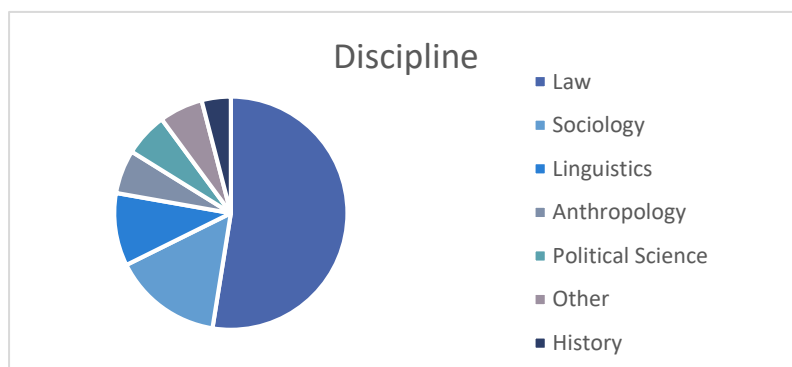


## CULTURAL EXPERTISE IN EUROPE: WHAT IS IT USEFUL FOR? (EURO-EXPERT)

PI: LIVIA HOLDEN | Post-Doc: ANNA TSALAPATANIS | Data Collector: NIELS VALDEMAR-VINDING

Date of Publication: 04/06/2019 | Page 8

Discipline	%	Count
Law	52%	25
Sociology	15%	7
Linguistics	10%	5
Anthropology	6%	3
Political Science	6%	3
Other	6%	3
History	4%	2
<b>Total</b>	<b>100%</b>	<b>48</b>



In terms of fields of law where experts have provided expertise, 'Criminal Law' was the most common response (12, 22%), followed by 'Refugee and Asylum Law' (9, 16%), 'Immigration Law' (7, 13%), 'Family Law' (5, 9%), 'Other' (4, 7%), and 'International Human Rights Law' and 'Property Law' each on 5% (3). For those who selected 'Other' and specified, two indicated contract law, one corporate law and corporate governance, and finally Balkan history.

Fields of Law	%	Count
Criminal law	22%	12
Refugee and asylum law	16%	9
Immigration law	13%	7
Family law	9%	5
Other	7%	4
International human rights law	5%	3
Property law	5%	3
Contracts and obligations	4%	2
Intellectual and patent law	4%	2
Administrative law	2%	1
Business and commercial law	2%	1
Constitutional law	2%	1
Environmental law	2%	1
Health law	2%	1
Inheritance law	2%	1
Labour law	2%	1
Medical and bio law	2%	1
Banking, bankruptcy, and insolvency law	0%	0
European law	0%	0
Financial law	0%	0
Private international law	0%	0
Sports law	0%	0
<b>Total</b>	<b>100%</b>	<b>55</b>

