

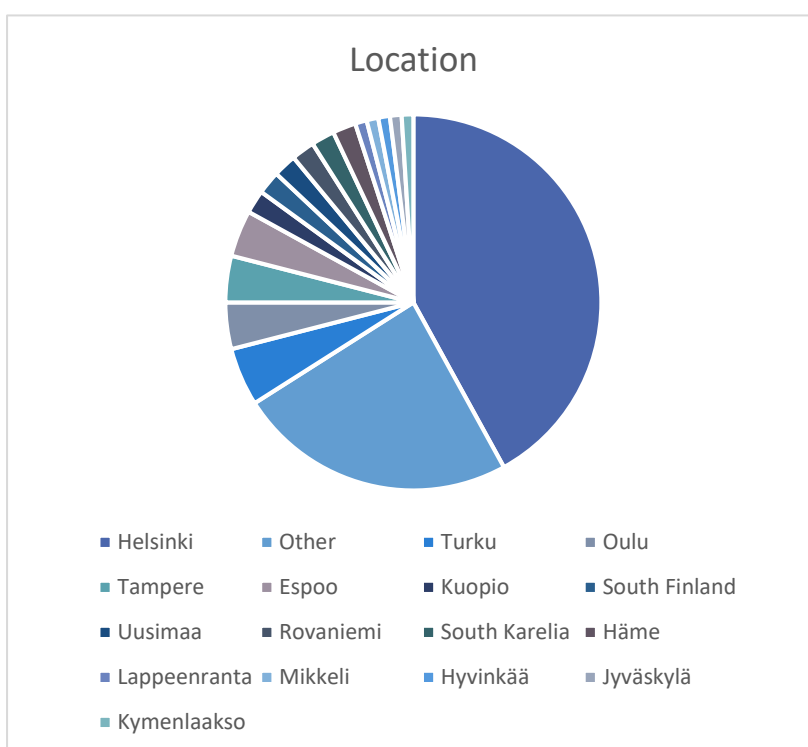
Finland

Sample

In total there were 210 respondents to the Finnish survey. This number included 68 Judges (32%), 23 Lawyers (11%), 111 Experts (53%) and 8 Beneficiaries (4%).

Of the 210 respondents, 168 (80%) responded indicating their location. The most common location given was Helsinki (42%, 70), followed by Turku (5%, 8), Oulu (4%, 7), Tampere (4%, 7), Espoo (4%, 6), then Kuopio (2%, 4) and South Finland (2%, 4). The remaining locations listed were selected by less than 3 respondents.

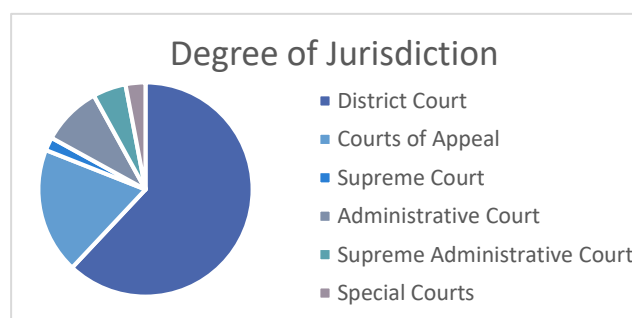
Location	%	Count
Helsinki	42%	70
Other	24%	40
Turku	5%	8
Oulu	4%	7
Tampere	4%	7
Espoo	4%	6
Kuopio	2%	4
South Finland	2%	4
Uusimaa	2%	3
Rovaniemi	2%	3
South Karelia	2%	3
Häme	2%	3
Lappeenranta	1%	2
Mikkeli	1%	2
Hyvinkää	1%	2
Jyväskylä	1%	2
Kymenlaakso	1%	2
Total	100%	168



Judges

58 Judges responded to the question regarding their degree of jurisdiction, with 62% (36) responding District Court, 19% (11) Courts of Appeal, 9% (5) Administrative Court, 3% (2) Special Courts, and 2% (1) Supreme Court.

Degree of Jurisdiction	%	Count
District Court	62%	36
Courts of Appeal	19%	11
Supreme Court	2%	1
Administrative Court	9%	5
Supreme Administrative Court	5%	3
Special Courts	3%	2
Total	100%	58



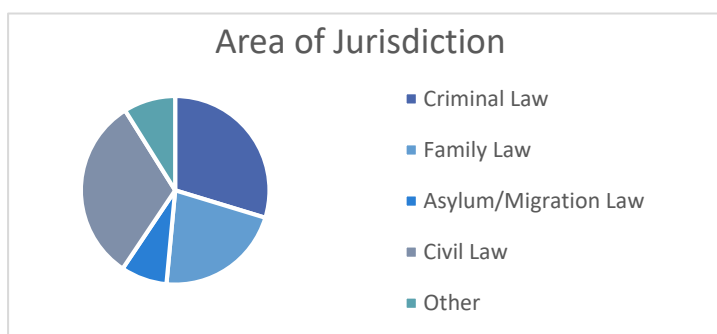
CULTURAL EXPERTISE IN EUROPE: WHAT IS IT USEFUL FOR? (EURO-EXPERT)

PI: LIVIA HOLDEN | Post-Doc: ANNA TSALAPATANIS | Data Collector: NOORA ARAJÄRVI

Date of Publication: 13/06/2019 | Page 2

In terms of area of jurisdiction, most Judges reported being involved in Civil Law (32%, 44), followed by Criminal Law (30%, 42), Family Law (22%, 30), then Other (9%, 12) and finally Asylum/ Migration Law (8%,11). For those who selected 'Other' and specified, two indicated Administrative Law, two Insolvency Law, and one each for Land Law, Environmental Protection, and Inheritance Law.

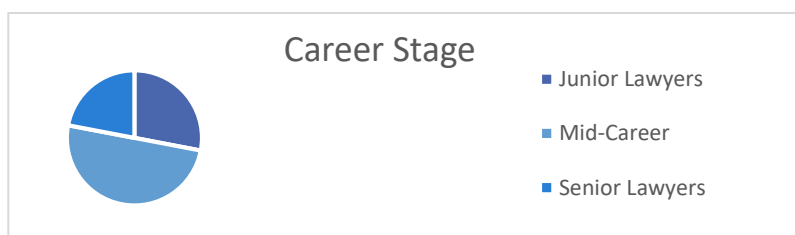
Area of Jurisdiction	%	Count
Criminal Law	30%	42
Family Law	22%	30
Asylum/Migration Law	8%	11
Civil Law	32%	44
Other	9%	12
Total	100%	139



Lawyers

In terms of career stage, half of the responding Lawyers identified as Mid-Career (50%, 9), 28% (5) as Junior Lawyers, and 22% (4) as Senior Lawyers.

Career Stage	%	Count
Junior Lawyers	28%	5
Mid-Career	50%	9
Senior Lawyers	22%	4
Total	100%	18



With regards to the Areas of law practiced in, Criminal Law was the most common response accounting for almost one quarter (23%, 15), followed by, Administrative Law, Family Law and Immigration Law (13%, 5 each). Refugee and Asylum Law (11%, 7) was next followed by Inheritance Law (8%, 5), then International Human Rights Law and Labour Law (5%, 3 each). All the remaining areas received less than 5%.

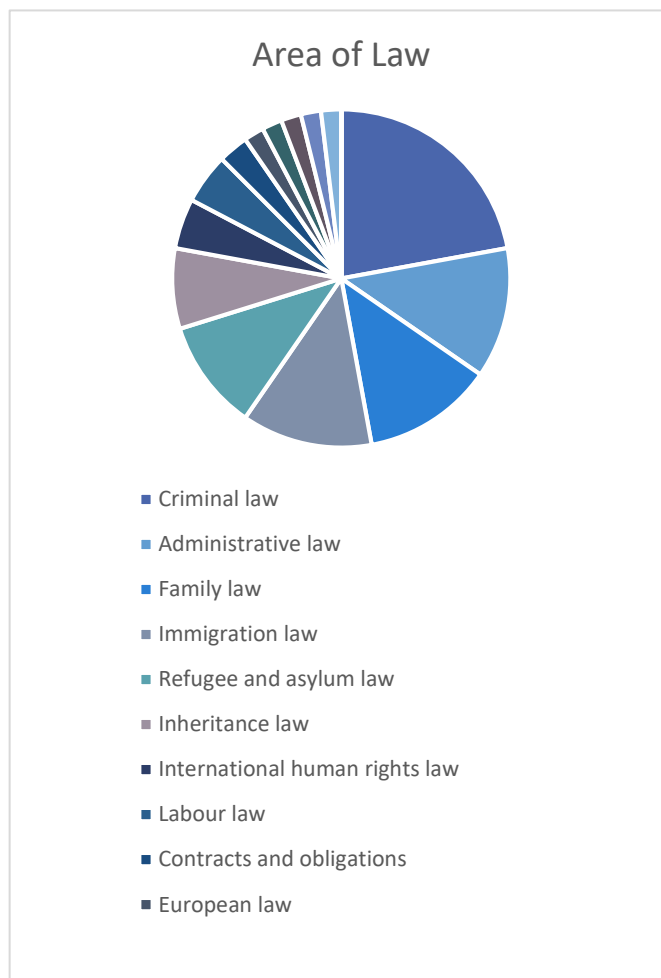


CULTURAL EXPERTISE IN EUROPE: WHAT IS IT USEFUL FOR? (EURO-EXPERT)

PI: LIVIA HOLDEN | Post-Doc: ANNA TSALAPATANIS | Data Collector: NOORA ARAJÄRVI

Date of Publication: 13/06/2019 | Page 3

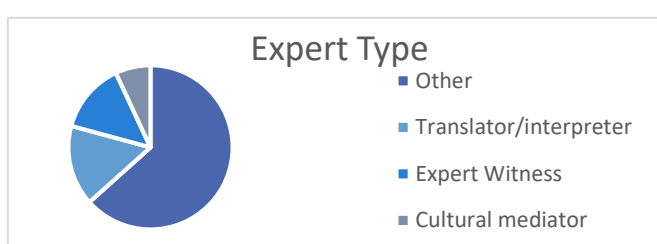
Areas of Law	%	Count
Criminal law	23%	15
Administrative law	13%	8
Family law	13%	8
Immigration law	13%	8
Refugee and asylum law	11%	7
Inheritance law	8%	5
International human rights law	5%	3
Labour law	5%	3
Contracts and obligations	3%	2
European law	2%	1
Financial law	2%	1
Intellectual and patent law	2%	1
Property law	2%	1
Sports law	2%	1
Banking, bankruptcy, and insolvency law	0%	0
Business and commercial law	0%	0
Constitutional law	0%	0
Environmental law	0%	0
Health law	0%	0
Medical and bio law	0%	0
Private international law	0%	0
Other	0%	0
Total	100%	64



Experts

When asked what their expert type was, more than half indicated 'Other' (64%, 28), this was followed by Translator/Interpreter (16%, 7), Expert Witness (14%, 6), and Cultural Mediator (7%, 3). Of those who selected 'Other' and specified, six were interpreters, three were legal interpreters, two were social workers, one was a social anthropologist and another was a criminal sanctions specialist.

Expert Type	%	Count
Other	64%	28
Translator/interpreter	16%	7
Expert Witness	14%	6
Cultural mediator	7%	3
Total	100%	44



In terms of area of specialisation, the most common response was Minority/Indigenous populations in Europe (41%, 11), followed by 'Other' (26%, 7), then the Middle East (22%, 6). Sub-Saharan Africa, East Asia and South and Central America were each selected by one expert. Of those who selected 'Other' three specified, one with Poland, another with Russia and the former Eastern Bloc countries, and one who is an expert in Visual Art.

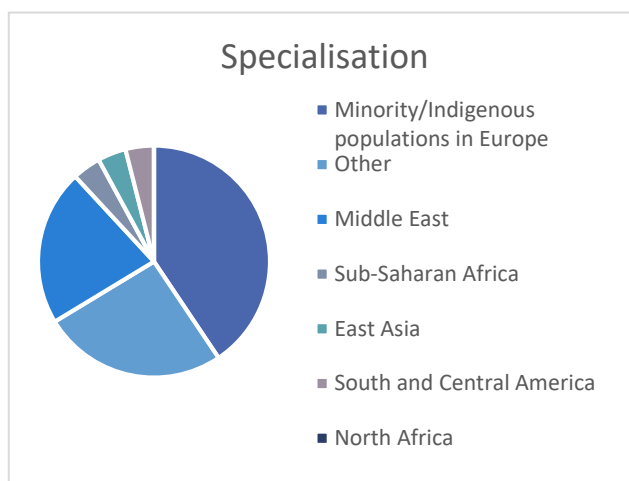


CULTURAL EXPERTISE IN EUROPE: WHAT IS IT USEFUL FOR? (EURO-EXPERT)

PI: LIVIA HOLDEN | Post-Doc: ANNA TSALAPATANIS | Data Collector: NOORA ARAJÄRVI

Date of Publication: 13/06/2019 | Page 4

Area of Specialisation	%	Count
Minority/Indigenous populations in Europe	41%	11
Other	26%	7
Middle East	22%	6
Sub-Saharan Africa	4%	1
East Asia	4%	1
South and Central America	4%	1
North Africa	0%	0
South Asia	0%	0
South East Asia	0%	0
Total	100%	27



Frequency

Numeric Frequency

Most commonly, experts had provided expert evidence in 'less than 5 cases' (29%, 14), followed by 'between 50 and 100 cases' (25%, 12), then 'between 10 and 20 cases' (17%, 8). 'Other' was selected by 15% (7) followed by 'between 20 and 50 cases' (10%, 5) and 'between 5 and 10 cases' (4%, 2). These numbers were somewhat different from those for both written reports and oral evidence for which showed higher numbers in the 'Less than 5 cases' category (40% and 47% respectively). They also showed a higher number of participants selecting 'Other' (19% and 21% respectively), and all but one of those who then chose to specify indicated that they had never instructed a cultural expert

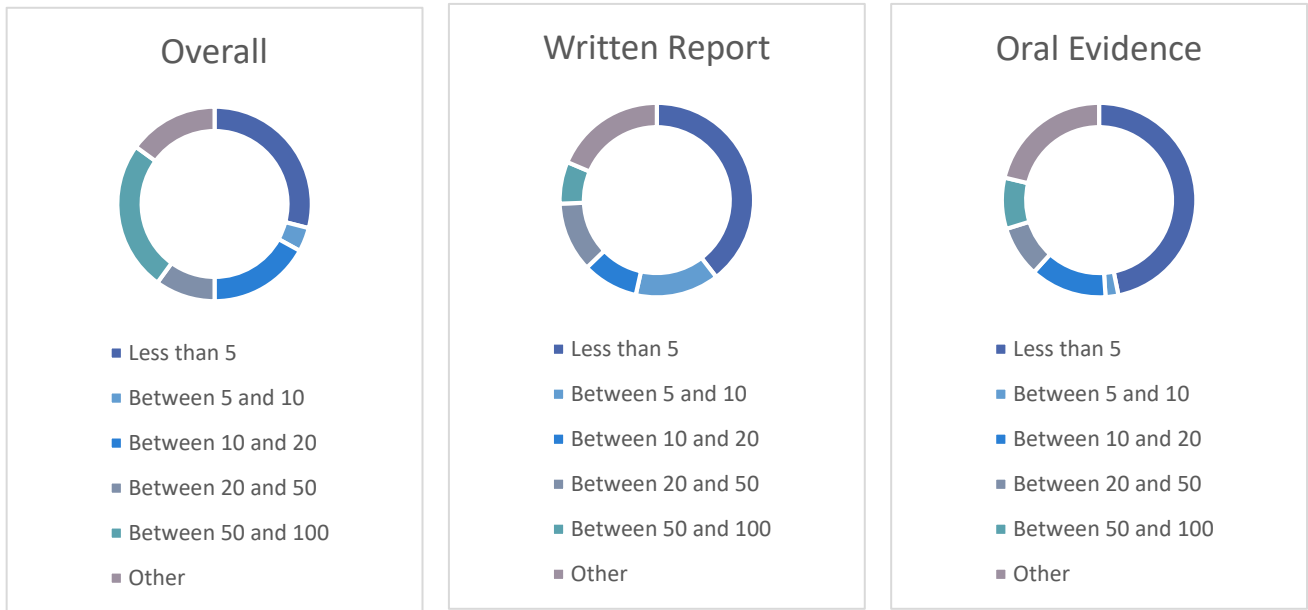
	How many cases have you provided expert evidence/translation/mediation services for?		For how many cases have you provided only a written report?		For how many cases have you provided only oral evidence?	
	Number of cases	%	Count	%	count	%
Less than 5	29%	14	40%	17	47%	22
Between 5 and 10	4%	2	14%	6	2%	1
Between 10 and 20	17%	8	9%	4	13%	6
Between 20 and 50	10%	5	12%	5	9%	4
Between 50 and 100	25%	12	7%	3	9%	4
Other	15%	7	19%	8	21%	10
Total	100%	48	100%	43	100%	47



CULTURAL EXPERTISE IN EUROPE: WHAT IS IT USEFUL FOR? (EURO-EXPERT)

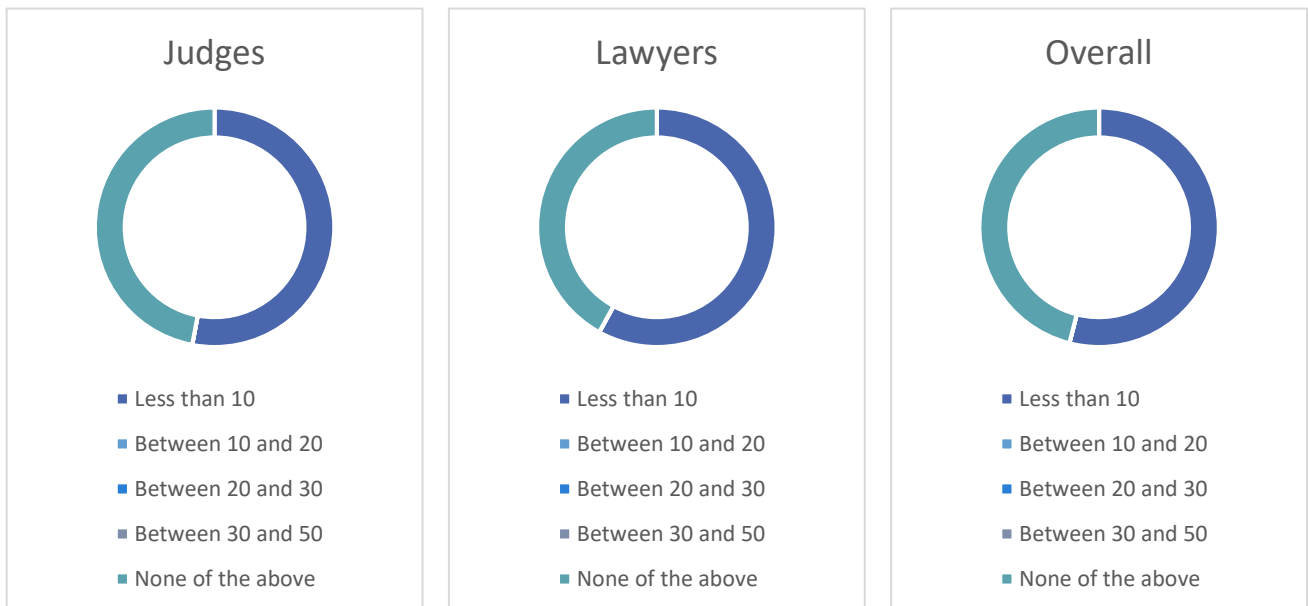
PI: LIVIA HOLDEN | Post-Doc: ANNA TSALAPATANIS | Data Collector: NOORA ARAJÄRVI

Date of Publication: 13/06/2019 | Page 5



The numbers regarding how many experts had been instructed were fairly consistent across Judges and Lawyers. Overall 54% (32) had instructed 'Less than 10' experts, with the remaining 46% (27) selecting 'Other', and out of those who specified, all indicated that they had never instructed a cultural expert.

Number of cases	Judges		Lawyers		Totals	
	%	Count	%	Count	%	Count
Less than 10	53%	25	58%	7	54%	32
Between 10 and 20	0%	0	0%	0	0%	0
Between 20 and 30	0%	0	0%	0	0%	0
Between 30 and 50	0%	0	0%	0	0%	0
None of the above	47%	22	42%	5	46%	27
Totals	100%	47	100%	12	100%	59



CULTURAL EXPERTISE IN EUROPE: WHAT IS IT USEFUL FOR? (EURO-EXPERT)

PI: LIVIA HOLDEN | Post-Doc: ANNA TSALAPATANIS | Data Collector: NOORA ARAJÄRVI

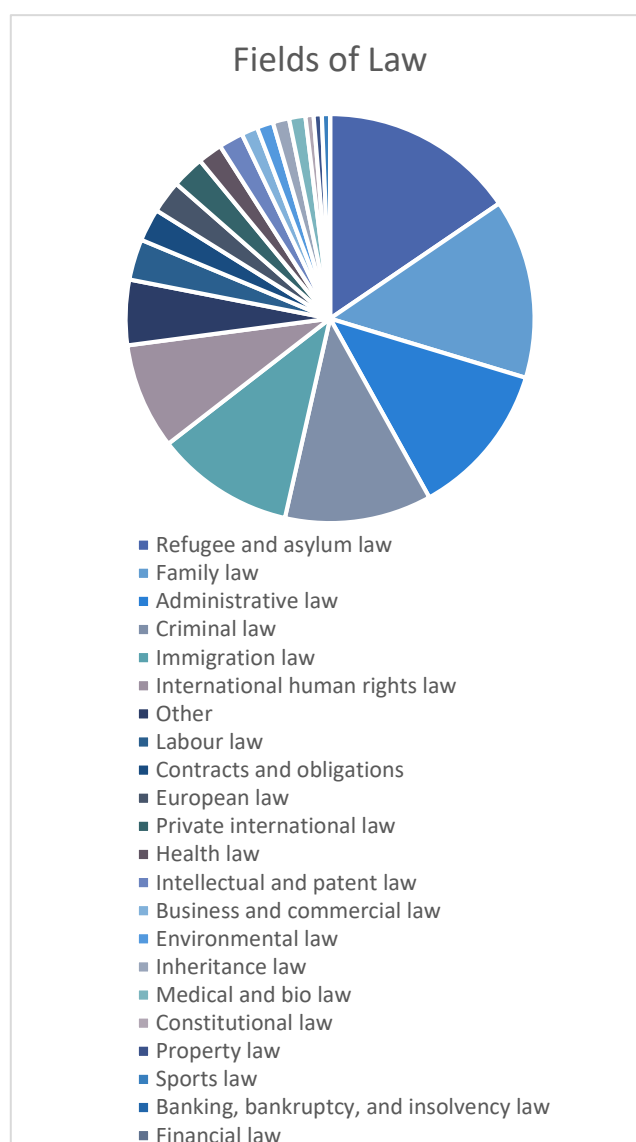
Date of Publication: 13/06/2019 | Page 6

Only one beneficiary responded to the question regarding the frequency of their use if an expert witness or country expert, and they responded 'Never'.

Fields of law

The most common field of law where cultural expertise is used is 'Refugee and Asylum Law' (15%, 24) followed by 'Family Law' (14%, 22), 'Administrative Law' (12%, 19), 'Criminal Law' (12%, 18), 'Immigration Law' (11%, 17), then 'International Human Rights Law' (8%, 13) and 'Other' (5%, 8). All the remaining fields of law received 3% or less. For those who selected 'Other' and specified, all indicated that they are not familiar with the areas of law in which it is used.

Fields of Law	%	Count
Refugee and asylum law	15%	24
Family law	14%	22
Administrative law	12%	19
Criminal law	12%	18
Immigration law	11%	17
International human rights law	8%	13
Other	5%	8
Labour law	3%	5
Contracts and obligations	3%	4
European law	3%	4
Private international law	3%	4
Health law	2%	3
Intellectual and patent law	2%	3
Business and commercial law	1%	2
Environmental law	1%	2
Inheritance law	1%	2
Medical and bio law	1%	2
Constitutional law	1%	1
Property law	1%	1
Sports law	1%	1
Banking, bankruptcy, and insolvency law	0%	0
Financial law	0%	0
Total	100%	155



CULTURAL EXPERTISE IN EUROPE: WHAT IS IT USEFUL FOR? (EURO-EXPERT)

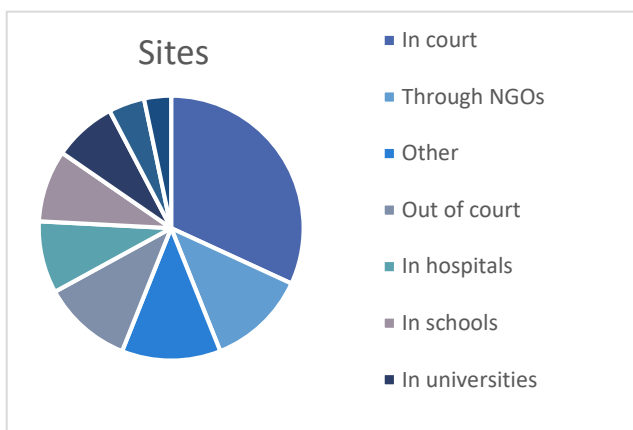
PI: LIVIA HOLDEN | Post-Doc: ANNA TSALAPATANIS | Data Collector: NOORA ARAJÄRVI

Date of Publication: 13/06/2019 | Page 7

Sites

The most common site for cultural expertise was 'In Court' (32%, 29), followed by 'Through NGOs' and 'Other' (both 12%, 11), then 'In Hospitals' and 'In Schools' (both 9%, 8), and 'In Universities' (8%, 7), all the remaining areas received less than 5%. Those who selected other and specified indicated that they were uncertain or had inadequate experience in this area.

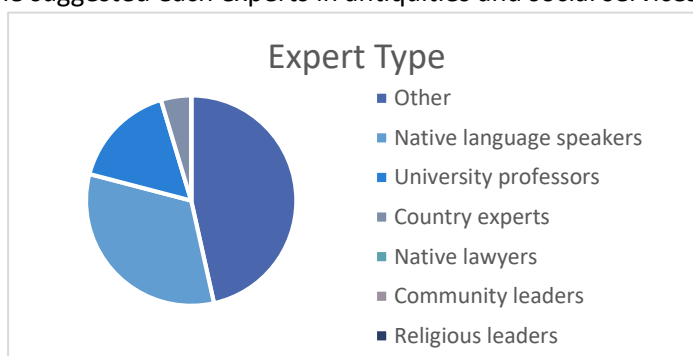
Sites	%	Total
In court	32%	29
Through NGOs	12%	11
Other	12%	11
Out of court	11%	10
In hospitals	9%	8
In schools	9%	8
In universities	8%	7
Through private consultancy	4%	4
In detention centres	3%	3
Total	100%	91



Typology of Experts

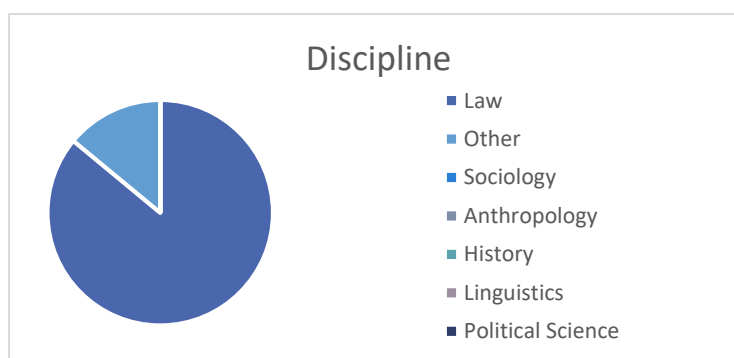
When asked about the most common type of expert, close to half selected 'Other' (47%, 20), followed by 'Native Language Speakers' (33%, 14), then 'University Professors' (16%, 7) and 'Country Experts' (5%, 2). For those who selected 'Other' and specified, five suggested that they are not called, three suggested that they did not know, three suggested interpreters and one suggested each experts in antiquities and social services.

Expert Type	%	Count
Other	47%	20
Native language speakers	33%	14
University professors	16%	7
Country experts	5%	2
Native lawyers	0%	0
Community leaders	0%	0
Religious leaders	0%	0
Total	100%	43



Those who indicated university professors and were asked to specify, all but one selected 'Law' (86%, 6), and one selected 'Other' and specified Medicine.

Discipline	%	Count
Law	86%	6
Other	14%	1
Sociology	0%	0
Anthropology	0%	0
History	0%	0
Linguistics	0%	0
Political Science	0%	0
Total	100%	7



CULTURAL EXPERTISE IN EUROPE: WHAT IS IT USEFUL FOR? (EURO-EXPERT)

PI: LIVIA HOLDEN | Post-Doc: ANNA TSALAPATANIS | Data Collector: NOORA ARAJÄRVI

Date of Publication: 13/06/2019 | Page 8

The most common fields of law where experts have given evidence were 'Immigration Law' (17%, 11), then 'Criminal Law' and 'Family Law' (both 14%, 9), followed by 'Administrative Law' (11%, 7), 'Other' (9%, 6), 'Refugee and Asylum Law' (8%, 5) and 'Labour Law' (6%, 4). All the remaining areas of law received 5% or less. For those who selected 'Other' and specified, three indicated that they had not given cultural expertise in a particular area of law, then one each for judicial translations, human rights and victims of torture.

Fields of Law	%	Count
Immigration law	17%	11
Criminal law	14%	9
Family law	14%	9
Administrative law	11%	7
Other	9%	6
Refugee and asylum law	8%	5
Labour law	6%	4
Inheritance law	5%	3
Intellectual and patent law	5%	3
International human rights law	3%	2
Banking, bankruptcy, and insolvency law	2%	1
Business and commercial law	2%	1
Contracts and obligations	2%	1
Environmental law	2%	1
European law	2%	1
Financial law	2%	1
Health law	2%	1
Constitutional law	0%	0
Medical and bio law	0%	0
Private international law	0%	0
Property law	0%	0
Sports law	0%	0
Total	100%	66

