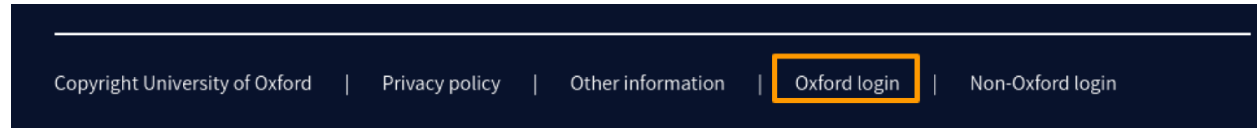


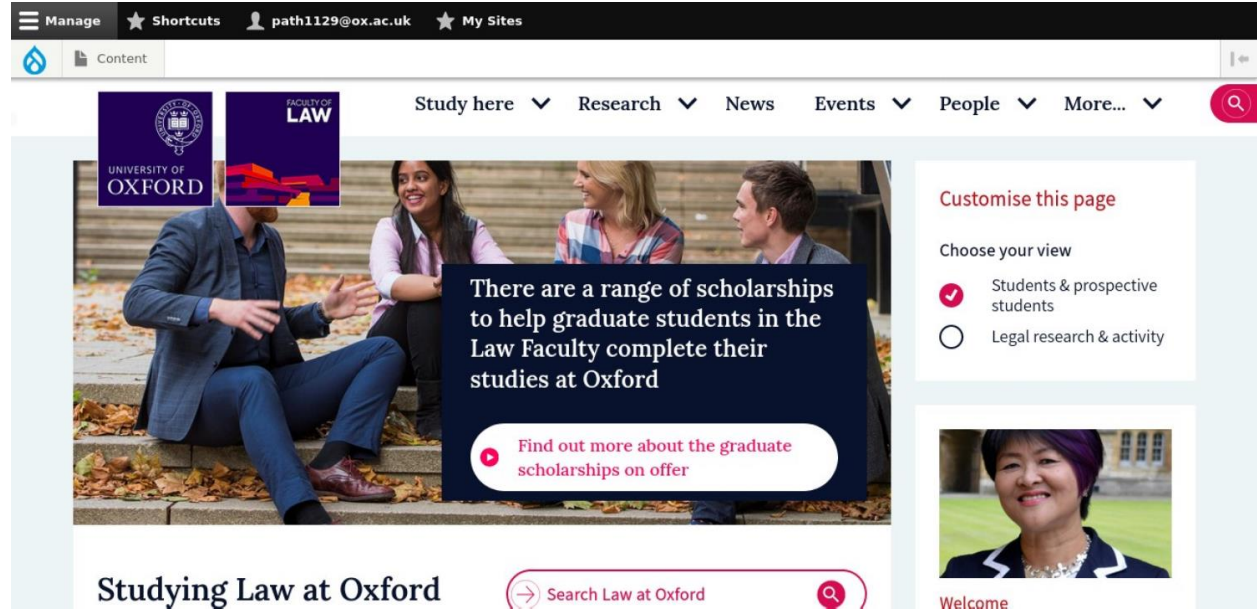
Faculty of Law: Profile management

Log on via SSO

Go to the link in the footer.

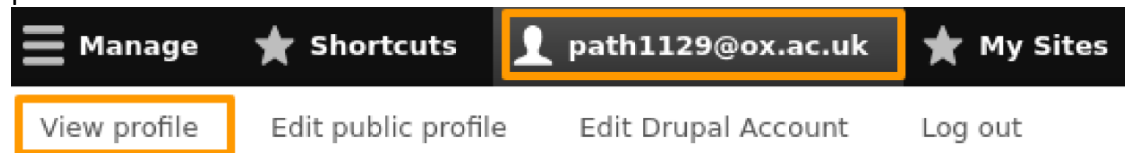


Once you are logged on, you will get to a screen like this:




Navigate to profile

Click on your username on the black admin bar at the top, then click 'View profile'.



You will get to a screen like this:



Erika Upton

[Manage / Edit your public profile](#)

User manage own child sites

Erika

Upton

Faculty of Law: Profile management

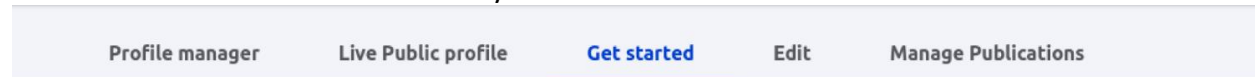
Manage your profile

Click on 'manage/edit your public profile' button. If you do not have a profile yet, you will get to this screen:



You don't have a profile page. If you think you should, contact your administrator or select **get started** if that option is visible.

Click on 'Get started' which will take you to:



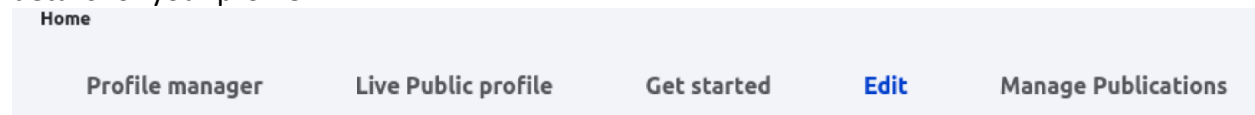
No profile owned by you has been found. To create a new profile for yourself, click the create button.



Faculty of Law: Profile management

Create new profile

Click on 'create a new profile' which will bring up the screen to add all your details for your profile.



Title *

Fill in the fields as appropriate and save the page.

Your profile will be saved as unpublished. HR will publish the page for you UNLESS you are a research student in which case please ask Geraldine to publish it (email geraldine.malloy@law.ox.ac.uk)

Manage publications

Go to the 'Manage Publications' tab. In the search field, search for your name, select it and click the 'link my account to this author' button to link to your Symplectic profile.

Remember to save after making changes on this page.

To link to your symplectic profile, search for your name, select your name and click the button below.

Link my account to this author

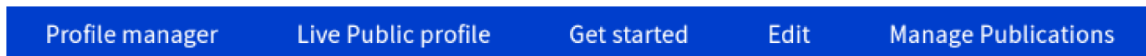
Options in admin bar under your username



View profile Edit public profile Edit Drupal Account Log out

- View profile will take you to a screen where you can manage and edit your profile page from.
- Edit public profile will take you to your public page. You will need to click on 'edit' here to edit the profile.
- Edit Drupal Account will take you to your website user account.
- Log out will log you out of the site.

Options on blue bar in your profile management



- Profile manager tab will take you to view your profile.
- Live Public profile will show you the page that website visitors will see.
- Get started is where you would go to create your profile if you haven't done it yet.
- Edit will take you to edit your profile page.
- Manage publications will allow you to manage and feature your publications that are coming from Symplectic.