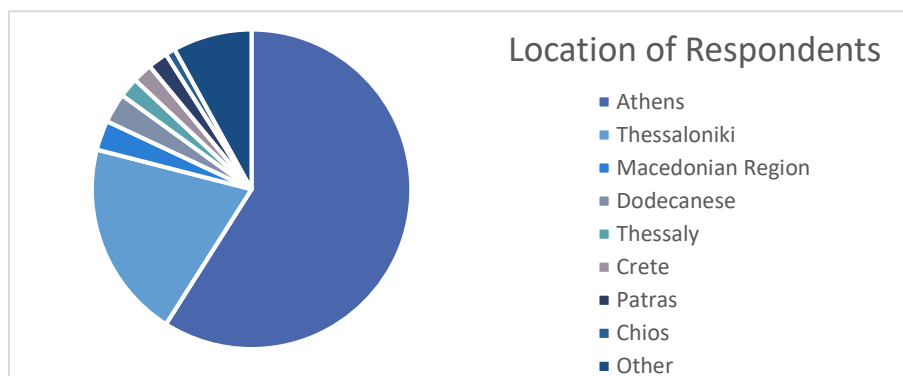


Greece

Sample

There were 401 respondents to the Greek survey including 71 Judges (18%), 159 Lawyers (40%), 52 Experts (13%) and 119 Beneficiaries (29%).

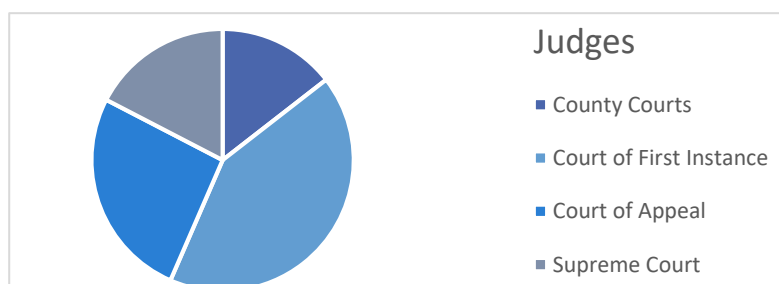
Of those that indicated a location (68%), most were based in Athens (59%), or Thessaloniki (20%). Other areas included Macedonian Region (3%), Dodecanese Islands (3%) Thessaly (2%), Crete (2%), Patras (2%), Chios (1%), with other areas of the country making up the remainder (8%).



Judges

Of the 71 Judges that responded, 57 (80%) provided their degree of Jurisdiction:

- 10 (14%) from County Courts
- 29 (42%) from the Court of First Instance
- 18 (26%) from the Court of Appeal
- 12 (17%) from the Supreme Court

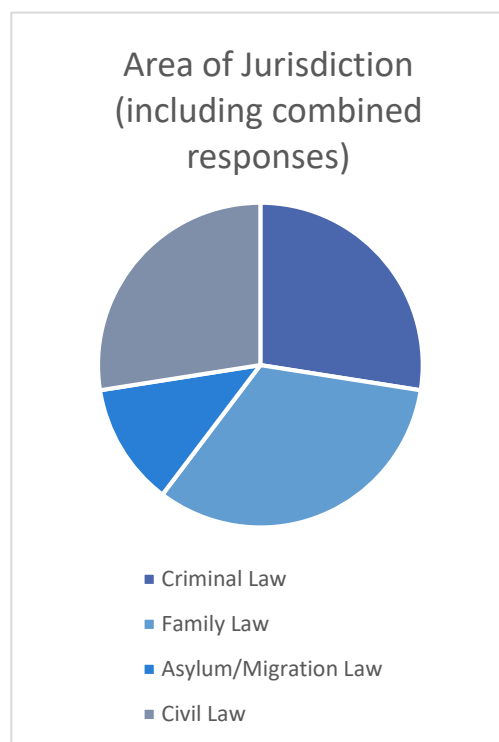


When asked about their areas of Jurisdiction, 67 Judges responded (94%). For those who selected just one area:

- 7 (10%) responded Criminal law (24 (36%) including combined responses)
- 9 (13%) responded Family law (29 (43%) including combined responses)
- 8 (12%) responded Asylum/migration law (11 (16%) including combined responses)
- 22 (33%) responded other Civil Law (24 (36%) including combined responses)

For those who elected more than area:

- 17 (25%) responded with both Criminal law and Family law
- 2 (3%) responded with both Family law and Asylum/migration law
- 1 (1%) responded with both Family law and other Civil law
- 1 (1%) responded with both Asylum/migration law and other



CULTURAL EXPERTISE IN EUROPE: WHAT IS IT USEFUL FOR? (EURO-EXPERT)

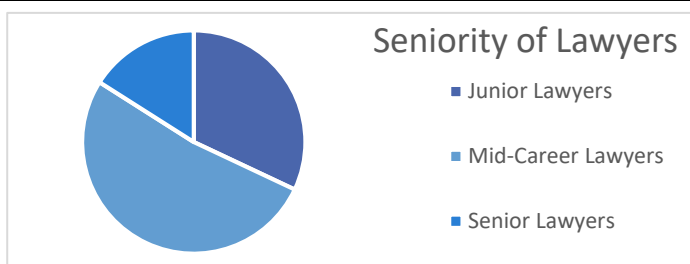
PI: LIVIA HOLDEN | Post-Doc: ANNA TSALAPATANIS | Data Collector: VENETIA ARGYROPOULOU

Date of Publication: 20/05/2019 | Page 2

Lawyers

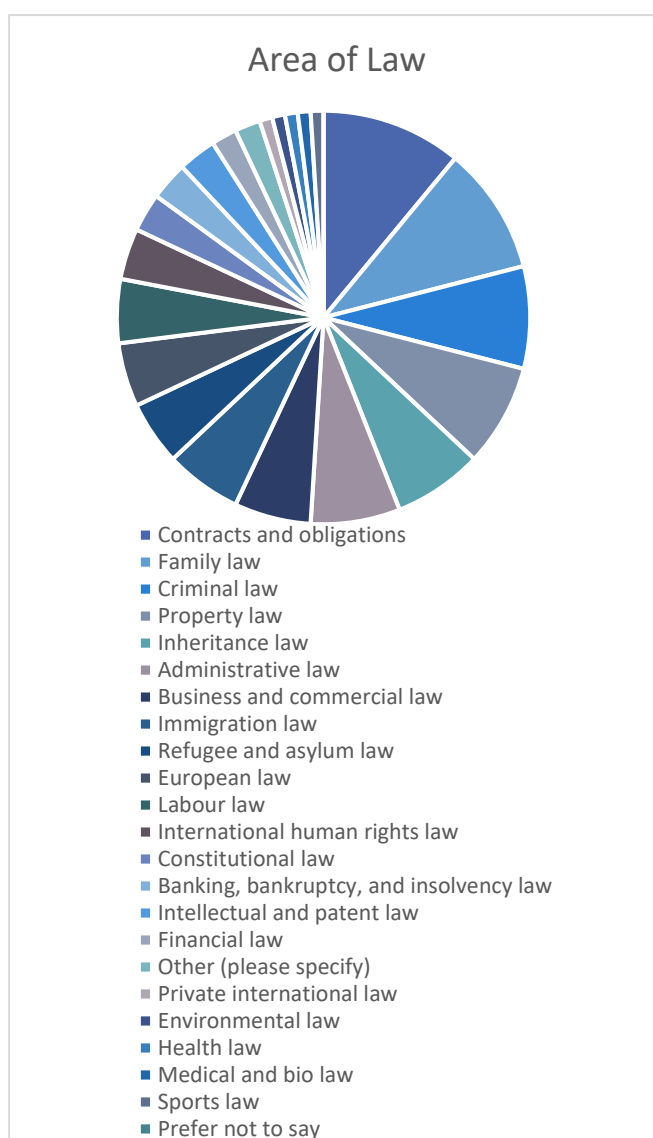
Of the 159 lawyers that responded, 146 (92%) responded to the question regarding their seniority:

- 46 (32%) identified as Junior Lawyers
- 76 (52%) identified as Mid-Career
- 24 (16%) identified as Senior Lawyers



For the area of law they practiced in, 38 respondents of the 151 that answered (25%) selected only one response, with most selecting three or four responses, with some up to 14 responses, which is consistent with the fact that lawyers in Greece are less likely to specialise than they are in some of the other countries under investigation. The table below shows the most common areas as Contracts and obligations (11%), Family law (10%), Criminal law (8%) and Property law (8%).

Area of law	%	Count
Contracts and obligations	11%	58
Family law	10%	54
Criminal law	8%	45
Property law	8%	43
Inheritance law	7%	37
Administrative law	7%	35
Business and commercial law	6%	34
Immigration law	6%	34
Refugee and asylum law	5%	26
European law	5%	24
Labour law	5%	24
International human rights law	4%	21
Constitutional law	3%	18
Banking, bankruptcy, and insolvency law	3%	17
Intellectual and patent law	3%	16
Financial law	2%	10
Other (please specify)	2%	8
Private international law	1%	7
Environmental law	1%	5
Health law	1%	5
Medical and bio law	1%	5
Sports law	1%	4
Prefer not to say	0%	1
Total	100%	531



CULTURAL EXPERTISE IN EUROPE: WHAT IS IT USEFUL FOR? (EURO-EXPERT)

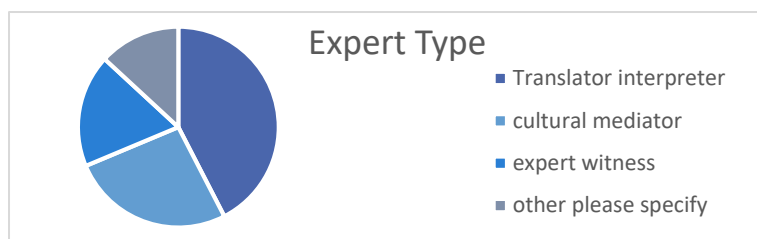
PI: LIVIA HOLDEN | Post-Doc: ANNA TSALAPATANIS | Data Collector: VENETIA ARGYROPOULOU

Date of Publication: 20/05/2019 | Page 3

Experts

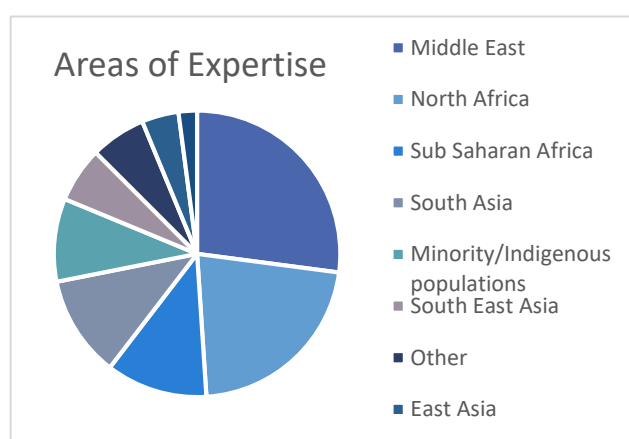
In total 38 experts responded the question asking to identify the type of expert they were, with 7 (18%) identifying themselves as an expert witnesses, 10 (26%) as cultural mediators, 16 (42%) as translators or interpreters, and the remaining 5 (13%) selecting the other category, and clarifying that they were either researchers or educators.

Expert Type	%	Count
Translator interpreter	42%	16
cultural mediator	27%	10
expert witness	18%	7
other please specify	13%	5
Total	100%	38



Regarding areas of expertise, 35 experts selected only a single area of expertise (28 respondents, 80%), and seven respondents selected more than one. Of the combined results, the Middle East was the most common area of expertise at 26%, with North Africa at 21% and Sub Saharan Africa and South Asia at 11%. For the three that responded other, one identified Europe, another the Balkans and one Greece as their areas of expertise.

Areas of Expertise	%	Count
Middle East	26%	12
North Africa	21%	10
Sub Saharan Africa	11%	5
South Asia	11%	5
Minority/Indigenous populations	9%	4
South East Asia	6%	3
Other	6%	3
East Asia	4%	2
South and Central America	2%	1
Total	100%	47



CULTURAL EXPERTISE IN EUROPE: WHAT IS IT USEFUL FOR? (EURO-EXPERT)

PI: LIVIA HOLDEN | Post-Doc: ANNA TSALAPATANIS | Data Collector: VENETIA ARGYROPOULOU

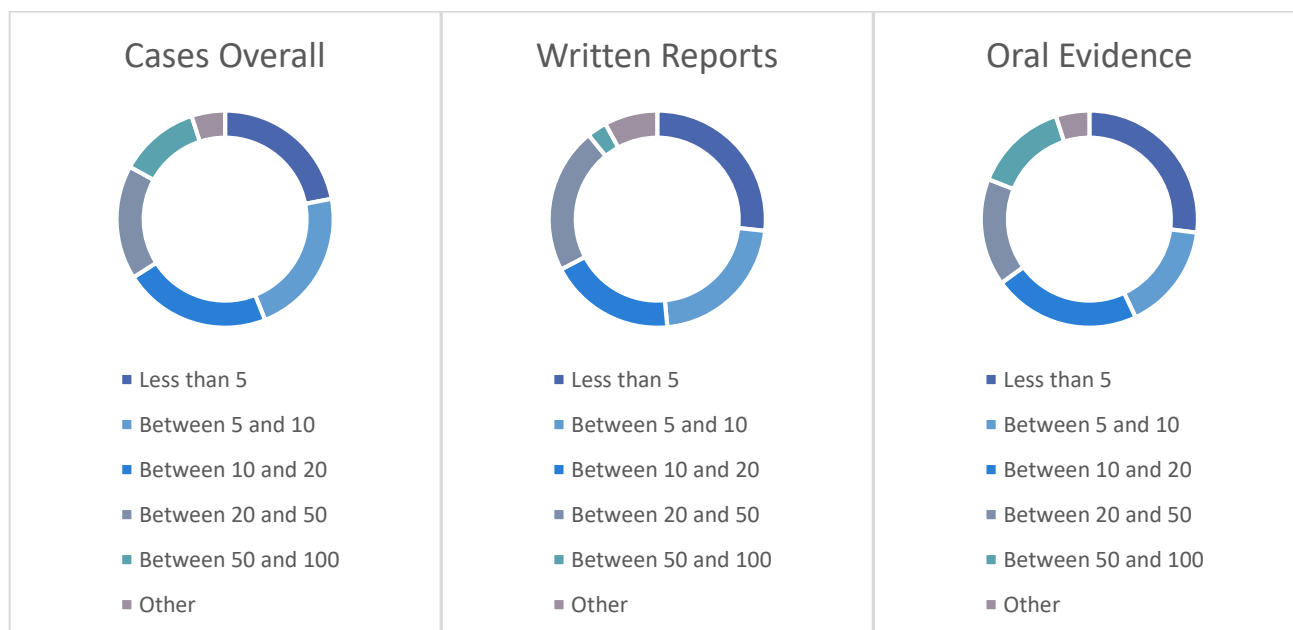
Date of Publication: 20/05/2019 | Page 4

Frequency

Numeric Frequency

In considering the number of cases that experts had been involved in, 9 (22%) selected each of the categories 'less than 5', 'between 5 and 10' and 'between 10 and 20'. 'Between 20 and 50' received 17%, and 'between 50 and 100' received 12%. When broken down by written reports or oral evidence, there was a slight increase in the 'less than 5 category' with 10 responses (27%) for both. The other categories remained relatively the same with only the 'between 50 and 100' of the written reports dropping to 3%.

Number of cases	How many cases have you provided expert evidence/translation/mediation services for?		For how many cases have you provided only a written report?		For how many cases have you provided only oral evidence?	
	%	Count	%	count	%	count
Less than 5	22%	9	27%	10	27%	10
Between 5 and 10	22%	9	22%	8	16%	6
Between 10 and 20	22%	9	19%	7	22%	8
Between 20 and 50	17%	7	22%	8	16%	6
Between 50 and 100	12%	5	3%	1	14%	5
Other	5%	2	8%	3	5%	2
Total	100%	41	100%	37	100%	37



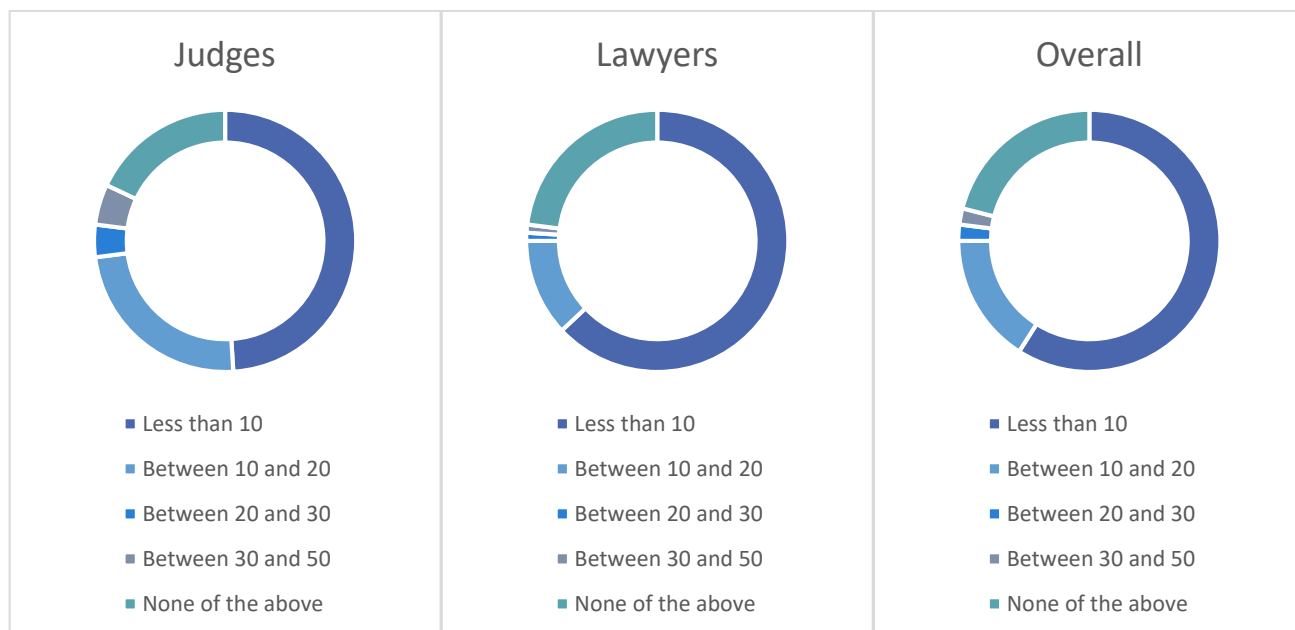
Overall, 59% of the Judges and Lawyers who responded indicated that they had instructed cultural experts in less than 10 cases. To this category, we need to add the 21% who selected 'none of the above' as almost all indicated that they had not instructed a cultural expert. Only 4% of those who responded had indicated that they had instructed a cultural expert in more than 20 cases. Dividing the results by respondent type shows that judges are involved in more cases where they instructed cultural experts than lawyers.

CULTURAL EXPERTISE IN EUROPE: WHAT IS IT USEFUL FOR? (EURO-EXPERT)

PI: LIVIA HOLDEN | Post-Doc: ANNA TSALAPATANIS | Data Collector: VENETIA ARGYROPOULOU

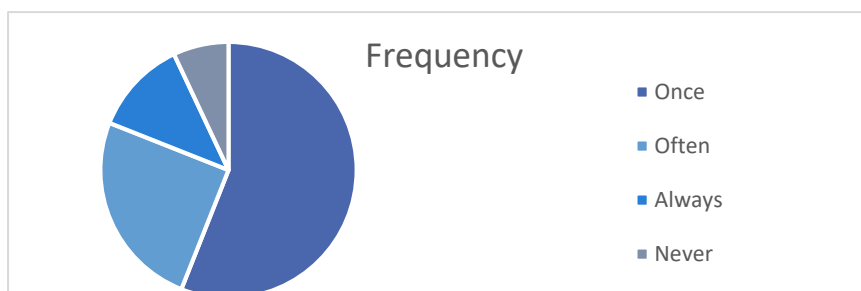
Date of Publication: 20/05/2019 | Page 5

Number of cases	Judges (count/percentage)		Lawyers (count/percentage)		Totals (count/percentage)	
	Count	Percentage	Count	Percentage	Count	Percentage
Less than 10	27	49%	78	63%	105	59%
Between 10 and 20	13	24%	15	12%	28	16%
Between 20 and 30	2	4%	1	1%	3	2%
Between 30 and 50	3	5%	1	1%	4	2%
None of the above	10	18%	28	23%	38	21%
Totals	55	100%	123	100%	178	100%



The vast majority of beneficiaries (56%) responded that they had only used these services once, with one quarter replying that they used them often, with the remaining responses split between Always (12%) and Never (7%).

Frequency	%	Count
Once	56%	58
Often	25%	26
Always	12%	12
Never	7%	7
Total	100%	103



CULTURAL EXPERTISE IN EUROPE: WHAT IS IT USEFUL FOR? (EURO-EXPERT)

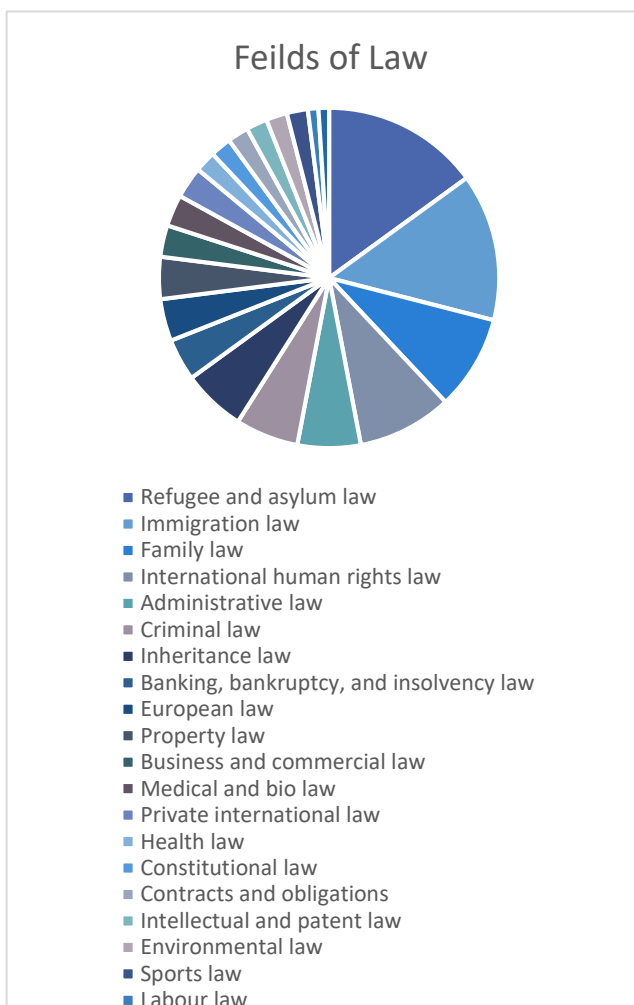
PI: LIVIA HOLDEN | Post-Doc: ANNA TSALAPATANIS | Data Collector: VENETIA ARGYROPOULOU

Date of Publication: 20/05/2019 | Page 6

Fields of Law

The most common field of law in which cultural expertise is used in Greece is Refugee and Asylum Law (15%), followed closely by Immigration Law (14%), then Family Law and International Human Rights Law, both on 9%.

Area of law	%	Count
Refugee and asylum law	15%	97
Immigration law	14%	91
Family law	9%	61
International human rights law	9%	58
Administrative law	6%	42
Criminal law	6%	40
Inheritance law	6%	39
Banking, bankruptcy, and insolvency law	4%	28
European law	4%	25
Property law	4%	23
Business and commercial law	3%	22
Medical and bio law	3%	18
Private international law	3%	17
Health law	2%	16
Constitutional law	2%	14
Contracts and obligations	2%	14
Intellectual and patent law	2%	14
Environmental law	2%	11
Sports law	2%	10
Labour law	1%	7
Financial law	1%	4
Other (please specify)	0%	3
Total	100%	654



CULTURAL EXPERTISE IN EUROPE: WHAT IS IT USEFUL FOR? (EURO-EXPERT)

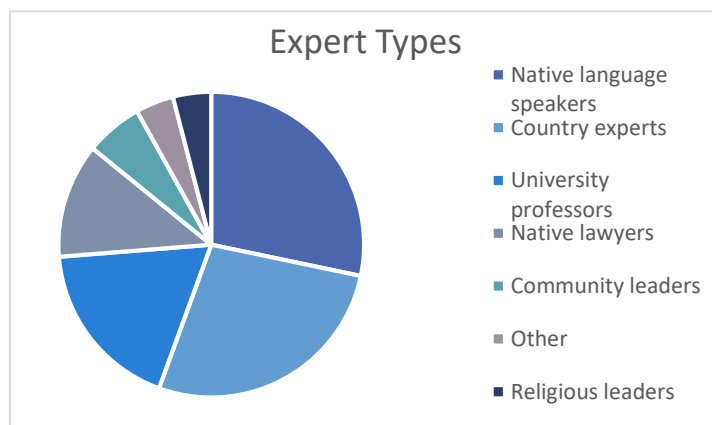
PI: LIVIA HOLDEN | Post-Doc: ANNA TSALAPATANIS | Data Collector: VENETIA ARGYROPOULOU

Date of Publication: 20/05/2019 | Page 7

Sites

The most common site in which cultural expertise is used as single response was 'in court' which accounted for 80 of the 171 complete responses (47%). When all responses are compiled, 'in court' continues to account for almost half, with 'Through NGOs' (19%) and 'out of court' (15%) also registering highly.

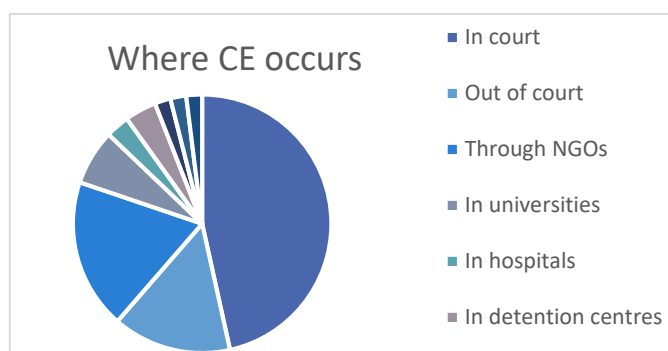
Sites	%	Count
In court	47%	142
Out of court	15%	44
Through NGOs	19%	59
In universities	7%	21
In hospitals	3%	9
In detention centres	4%	11
In schools	2%	7
Through private consultancy	2%	5
Other	2%	5
Total	100%	303



Typology of experts

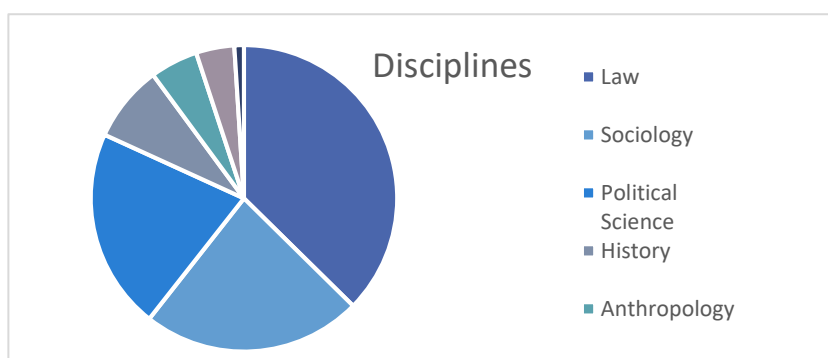
'Native Language Speakers' is the most commonly selected category of experts (28%), followed by Country Experts (27%) and University Professors (18%).

Sorts of Experts	%	Count
Native language speakers	28%	72
Country experts	27%	69
University professors	18%	46
Native lawyers	12%	31
Community leaders	6%	14
Other	4%	11
Religious leaders	4%	10
Totals	100%	253



Those that selected university professors identified their disciplines as Law (37%) followed by Sociology (23%) and Political Science (21%).

Disciplines	%	Count
Law	37%	28
Sociology	23%	17
Political Science	21%	16
History	8%	6
Anthropology	5%	4
Linguistics	4%	3
Other	1%	1
Total	100%	75



CULTURAL EXPERTISE IN EUROPE: WHAT IS IT USEFUL FOR? (EURO-EXPERT)

PI: LIVIA HOLDEN | Post-Doc: ANNA TSALAPATANIS | Data Collector: VENETIA ARGYROPOULOU

Date of Publication: 20/05/2019 | Page 8

Out of the 37 experts who answered the question regarding the areas of law for cultural expertise, the majority indicated Refugee and Asylum Law (21%), followed by Immigration Law (17%), and International Human Rights Law (15%).

Area of Law	%	Count
Refugee and asylum law	21%	15
Immigration law	17%	12
International human rights law	15%	11
Banking, bankruptcy, and insolvency law	8%	6
Administrative law	6%	4
Family law	6%	4
Inheritance law	6%	4
Business and commercial law	4%	3
European law	3%	2
Financial law	3%	2
Property law	3%	2
Constitutional law	1%	1
Contracts and obligations	1%	1
Intellectual and patent law	1%	1
Labour law	1%	1
Other	1%	1
Sports law	1%	1
Criminal law	0%	0
Environmental law	0%	0
Health law	0%	0
Medical and bio law	0%	0
Private international law	0%	0
Total	100%	71

Areas of Law Expertise was Given In

